

料表编号：

绑扎
 配料
 留存



中国建 筑

CHINA STATE CONSTRUCTION

项 目： _____

栋 号： A栋图书馆 _____

部 位： 基础 A5区梁 _____

注：明细重量公斤，合计吨，接头个

相同层数： 1

分类	Φ6	Φ8	Φ10	Φ12	Φ14	Φ16	Φ18	Φ20	Φ22	Φ25	合计
重量	382	23406	6028	7745	5181	3746	3185	4244	10868	76175	140.960
套筒						32	22	34	30	370	488
搭接			24	180	76						280

- 1、班组接到料单后应核对无误后方可加工；
- 2、料表中大样为虚线的表示现场实量；
- 3、料表中标记颜色(打印有底色)的部分，表示必须复核的；
- 4、后浇带甩筋后接段必须现场实量；
- 5、柱筋封顶必须实量，层高参照料表备注结合施工蓝图确定；
- 6、人防墙插筋或接筋时，务必对照图纸避开空洞，顶上弯钩朝向现浇板内；

翻 样：杨仲兵

审 核：

日期：2022年01月18日



钢筋配料表

4级C30锚固30, 29, 35, 43

栋号: A栋图书馆





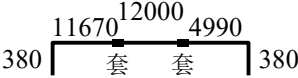
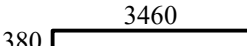
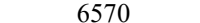

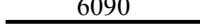
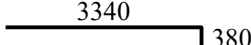
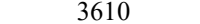

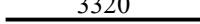
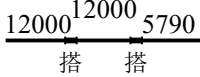
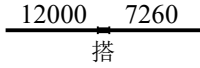
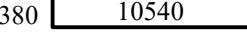
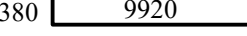
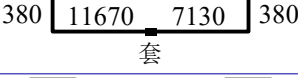
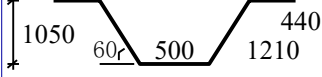



部位: 基础 A5区梁

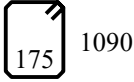
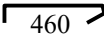
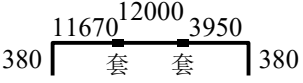
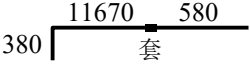
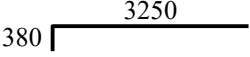
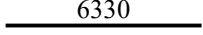
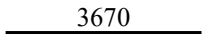
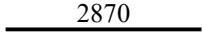
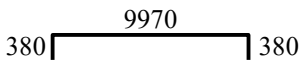
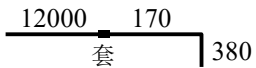
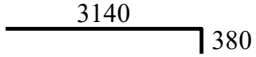
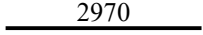
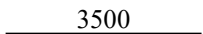


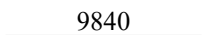
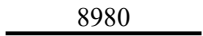
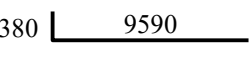
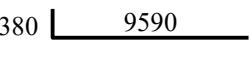
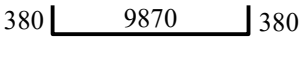
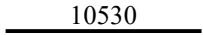
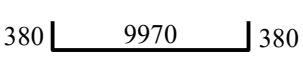
构件名称	级直径	钢筋简图	下料 (mm)	根 件 数*数	总 根 数	重量 (kg)	备 注
3#KL95 (1-2)	Φ18		4920	3	3	29.52	上1排(通长)
	Φ12		4540	4	4	16.13	腰筋
	Φ18		4920	3	3	29.52	下1排
	Φ8		1900	30	30	22.52	@100/200(2)1跨11+8+11
	Φ6		380	18	18	1.52	
1#KL96 (1-5)	Φ22		6870	9	9	184.25	上1排(支座1-支座2)
	Φ22		12000 6980	9	9	509.04	上1排(支座2-支座4) 长:18400
	Φ22		8610	4	4	102.63	上1排(支座4-右挑)
	Φ22		4080	2	2	24.32	上1排(支座5-右挑)
	Φ22		4090	3	3	36.56	上1排(支座5-右挑)
	Φ18		6520	6	6	78.24	腰筋(1跨)
	Φ18		9520	6	6	114.24	腰筋(2跨)
	Φ18		9330	6	6	111.96	腰筋(3跨)
	Φ12		8080	6	6	43.05	腰筋(4跨-右挑)
	Φ22		6970	9	9	186.94	下1排(1跨)
	Φ22		9760	9	9	261.76	下1排(2跨)
	Φ22		9680	4	4	115.39	下1排(3跨)
	Φ22		9570	5	5	142.59	下1排(3跨)
	Φ22		8500	4	4	101.32	下1排(4跨-右挑)
	Φ8		2100	61	61	50.6	@100(4)右挑32,4跨 11+7+11
Φ8		1720	61	61	41.44	右挑32,4跨11+7+11	

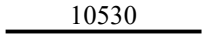
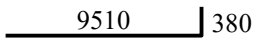
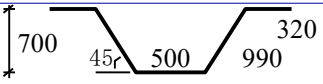
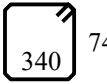

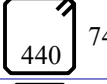
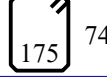

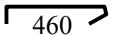
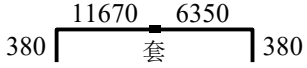
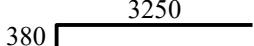
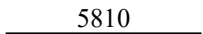
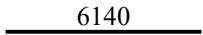
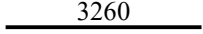
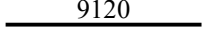
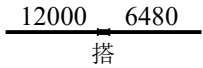
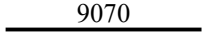
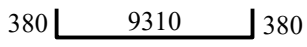
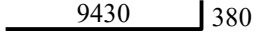


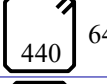
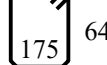
审核:

翻样: 杨仲兵

第 1 页,共94页 2022/1/18 星期二 8:57

构件名称	级直别径	钢筋简图	下料 (mm)	根 件 数*数	总 根 数	重量 (kg)	备 注
	Φ10	 740	3140	220	220	426.22	@100(4)1跨54,2跨84,3跨82
	Φ10	 740 275	2210	220	220	299.99	1跨54,2跨84,3跨82
	Φ8	 360	520	69	69	14.17	
	Φ8	 760	920	321	321	116.65	
4#KL97 (1-4)	Φ25	 11670 12000 4990 380 套 套	12000 12000 5320	2	2	225.76	上1排(通长) 长:28660
	Φ25	 3460 380	3790	2	2	29.18	上1排(支座1右)
	Φ25	 6570	6570	5	5	126.47	上1排(支座2)
	Φ25	 4920	4920	7	7	132.59	上2排(支座2)
	Φ25	 6090	6090	5	5	117.23	上1排(支座3)
	Φ25	 3340 380	3670	4	4	56.52	上1排(支座4左)
	Φ16	 3610	3610	2	2	11.41	架立筋(1跨)
	Φ16	 3190	3190	2	2	10.08	架立筋(2跨)
	Φ16	 3320	3320	2	2	10.49	架立筋(3跨)
	Φ14	 12000 12000 5790 380 搭 搭	12000 12000 5790	6	6	216.28	腰筋(通长) 长:28487 搭:650
	Φ14	 12000 7260 搭	12000 7260	4	4	93.22	腰筋(2跨-3跨) 长:18614 搭:650
	Φ25	 380 10540	10870	7	7	292.95	下1排(1跨)
	Φ25	 380 9920	10250	2	2	78.92	下1排(2跨)
	Φ25	 380 11670 7130 380 套	12000 7460	7	7	524.45	下1排(2跨-3跨) 长:18796
	Φ22	 1050 60r 500 1210 440	3760	2	2	22.41	(跨2)
	Φ8	 440 740	2500	59	59	58.26	@100/200(4)1跨13+33+13
	Φ8	 740 175	1970	59	59	45.91	1跨13+33+13
Φ8	 1090 440	3200	125	125	158	@100/200(4)2跨 18+25+18+3,3跨18+25+18	

构件名称	级直别径	钢筋简图	下料 (mm)	根 件 数*数	总 根 数	重量 (kg)	备 注
	Φ8	 1090	2670	125	125	131.83	2跨18+25+18+3,3跨 18+25+18
	Φ8		620	279	279	68.33	
6#KL98 (1-4)	Φ25		12000 12000 4280	1	1	108.88	上1排(通长) 长:27616
	Φ25		12000 580	1	1	48.43	上1排(支座1-支座2右) 长:12247
	Φ25		3580	3	3	41.35	上1排(支座1右)
	Φ25		6330	7	7	170.59	上1排(支座2)3,(支座3)4
	Φ25		3670	3	3	42.39	上1排(支座2右)2,(支座3 左)1
	Φ25		2870	5	5	55.25	上2排(支座2左)3,(支座3 右)2
	Φ25		10630	1	1	40.93	上1排(支座2-支座3)
	Φ25		12000 500	1	1	48.12	上1排(支座3左-支座4) 长:12173
	Φ25		3470	3	3	40.08	上1排(支座4左)
	Φ16		2970	2	2	9.39	架立筋(1跨)
	Φ16		3500	2	2	11.06	架立筋(2跨)
	Φ16		3000	2	2	9.48	架立筋(3跨)
	Φ12		8940	6	6	47.63	腰筋(1跨)
	Φ14		9840	6	6	71.44	腰筋(2跨)
	Φ12		8980	6	6	47.85	腰筋(3跨)
	Φ25		9920	2	2	76.38	下2排(1跨)
	Φ25		9920	6	6	229.15	下1排(1跨)
	Φ25		10530	1	1	40.54	下2排(2跨)
	Φ25		10530	2	2	81.08	下2排(2跨)
	Φ25		10630	1	1	40.93	下1排(2跨)

构件名称	级直别径	钢筋简图	下料 (mm)	根 件 数*数	总 根 数	重量 (kg)	备 注
	Φ25		10530	6	6	243.24	下1排(2跨)
	Φ25		9840	5	5	189.42	下1排(3跨)
	Φ16		3090	2	2	9.76	(跨2)
	Φ8		2300	108	108	98.12	@100/200(4)1跨13+28+13,3跨13+28+13
	Φ8		1920	108	108	81.91	1跨13+28+13,3跨13+28+13
	Φ8		2500	61	61	60.24	@100/200(4)2跨13+32+13+3
	Φ8		1970	61	61	47.47	2跨13+32+13+3
	Φ8		520	120	120	24.65	
	Φ8		620	66	66	16.16	
9#KL99 (1-3)	Φ25		12000 6680	2	2	143.84	上1排(通长) 长:18017
	Φ25		3580	4	4	55.13	上1排(支座1右)
	Φ25		5810	2	2	44.74	上1排(支座2)
	Φ14		6140	2	2	14.86	上1排(支座3左)
	Φ14		3260	2	2	7.89	架立筋(1跨)
	Φ14		9120	4	4	44.14	腰筋(1跨)
	Φ14		12000 6480	2	2	44.72	腰筋(通长) 长:17834 搭:650
	Φ14		9070	4	4	43.9	腰筋(2跨)
	Φ25		9970	8	8	307.08	下1排(1跨)
	Φ25		9760	5	5	187.88	下1排(2跨)
	Φ8		2500	54	54	53.33	@100/200(4)1跨13+28+13
	Φ8		1970	54	54	42.02	1跨13+28+13
	Φ8		2300	52	52	47.24	@100/200(4)2跨11+30+11
	Φ8		1770	52	52	36.36	2跨11+30+11

审核:

翻样: 杨仲兵

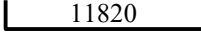


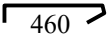
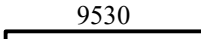
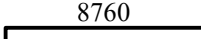
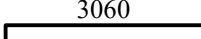
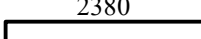
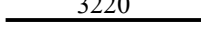
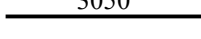
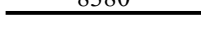
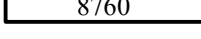
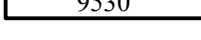


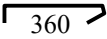
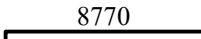
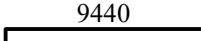
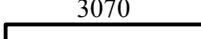
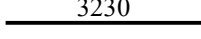
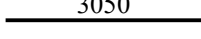
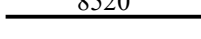
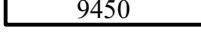
第 4 页,共94页 2022/1/18 星期二 8:57

构件名称	级直别径	钢筋简图	下料 (mm)	根 件 数*数	总 根 数	重量 (kg)	备 注
	Φ8		620	120	120	29.39	
11#KL131 (1-2)	Φ25		7930	1	1	30.53	上1排(通长)
	Φ25		7240	1	1	27.87	上1排(通长)
	Φ25		2700	2	2	20.79	上1排(支座1右)
	Φ25		2640	2	2	20.33	上1排(支座2左)
	Φ16		2470	2	2	7.81	架立筋
	Φ14		6760	6	6	49.08	腰筋
	Φ20		7160	3	3	53.06	下1排
	Φ20		7880	1	1	19.46	下1排
	Φ8		2300	42	42	38.16	@100/200(4)1跨13+16+13
	Φ8		1920	42	42	31.85	1跨13+16+13
	Φ8		520	42	42	8.63	
22#KL129 (1-2)	Φ25		12150	1	1	46.78	上1排(通长)
	Φ25		11380	1	1	43.81	上1排(通长)
	Φ25		4140	4	4	63.76	上1排(支座1右)
	Φ25		3260	4	4	50.2	上2排(支座1右)
	Φ25		3990	4	4	61.45	上1排(支座2左)
	Φ25		3110	3	3	35.92	上2排(支座2左)
	Φ16		3820	2	2	12.07	架立筋
	Φ14		10810	6	6	78.48	腰筋
	Φ25		12150	1	1	46.78	下2排
	Φ25		11380	1	1	43.81	下2排
	Φ25		11380	6	6	262.88	下1排

审核:

翻样: 杨仲兵

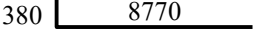
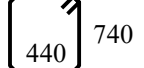
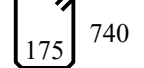
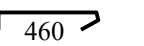
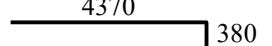
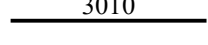
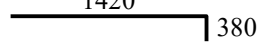
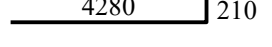
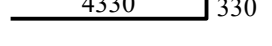
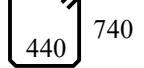
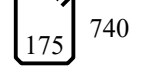
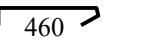
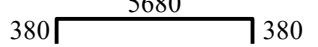
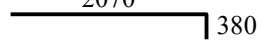
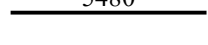
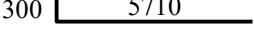
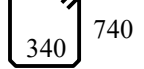
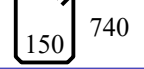
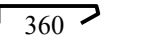
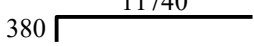
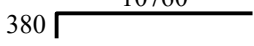
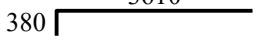

第 5 页,共94页 2022/1/18 星期二 8:57

构件名称	级直别径	钢筋简图	下料 (mm)	根 件 数*数	总 根 数	重量 (kg)	备 注
	Φ25	380  11820	12150	2	2	93.56	下1排
	Φ8	 440 740	2500	100	100	98.75	@100(4)1跨100
	Φ8	 175 740	1970	100	100	77.82	1跨100
	Φ8	 460	620	147	147	36	
27#KL124 (1-2)	Φ25	380  9530	9860	1	1	37.96	上1排(通长)
	Φ25	380  8760	9090	1	1	35	上1排(通长)
	Φ25	380  3060	3390	3	3	39.15	上1排(支座1右)
	Φ25	380  2380	2710	3	3	31.3	上2排(支座1右)
	Φ25	 3220	3220	3	3	37.19	上1排(支座2左)
	Φ14	 3050	3050	2	2	7.38	架立筋
	Φ12	 8380	8380	6	6	44.65	腰筋
	Φ25	380  8760	9090	6	6	209.98	下1排
	Φ25	380  9530	9860	1	1	37.96	下1排
	Φ8	 340 740	2300	51	51	46.33	@100/200(4)1跨13+25+13
	Φ8	 150 740	1920	51	51	38.68	1跨13+25+13
	Φ8	 360	520	54	54	11.09	
	40#KL128 (1-2)	Φ25	380  8770	9100	1	1	35.03
Φ25		380  9440	9770	1	1	37.61	上1排(通长)
Φ25		380  3070	3400	4	4	52.36	上1排(支座1右)
Φ25		 3230	3230	3	3	37.31	上1排(支座2左)
Φ14		 3050	3050	2	2	7.38	架立筋
Φ14		 8520	8520	6	6	61.86	腰筋
Φ25		380  9450	9780	1	1	37.65	下1排

审核:

翻样: 杨仲兵

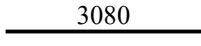
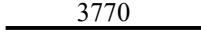
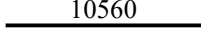
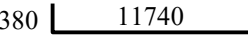
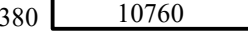
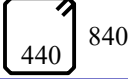
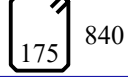
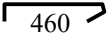
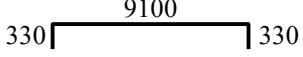
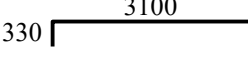
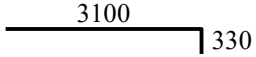
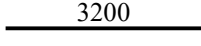
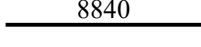
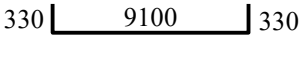
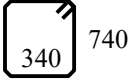
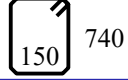
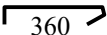
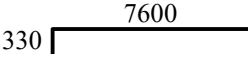
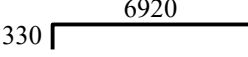
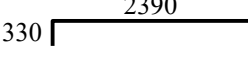
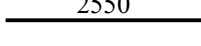
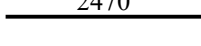
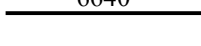
第 6 页,共94页 2022/1/18 星期二 8:57

构件名称	级直别径	钢筋简图	下料 (mm)	根 件 数*数	总 根 数	重量 (kg)	备 注
	Φ25	380  8770	9100	6	6	210.21	下1排
	Φ8	 740	2500	51	51	50.36	@100/200(4)1跨13+25+13
	Φ8	 740	1970	51	51	39.69	1跨13+25+13
	Φ8	 460	620	54	54	13.22	
40#二段	Φ25	 4370 380	4700	2	2	36.19	上1排(通长)
	Φ14	 3010	3010	2	2	7.28	上1排(支座1右)
	Φ25	 1420 380	1750	2	2	13.47	上1排(支座2左)
	Φ14	 4280 210	4460	6	6	32.38	腰筋
	Φ22	 4330 330	4620	5	5	68.84	下1排
	Φ8	 740	2500	30	30	29.62	@100/200(4)1跨13+4+13
	Φ8	 740	1970	30	30	23.34	1跨13+4+13
	Φ8	 460	620	24	24	5.88	
46#KL106 (1-2)	Φ25	380  5680 380	6340	4	4	97.64	上1排(通长)
	Φ25	 2070 380	2400	2	2	18.48	上1排(支座2左)
	Φ12	 5480	5480	6	6	29.2	腰筋
	Φ20	300  5710	5970	6	6	88.48	下1排
	Φ8	 740	2300	47	47	42.7	@100(4)1跨47
	Φ8	 740	1920	47	47	35.64	1跨47
	Φ8	 360	520	69	69	14.17	
51#KL123 (1-2)	Φ25	380  11740	12070	1	1	46.47	上1排(通长)
	Φ25	380  10760	11090	1	1	42.7	上1排(通长)
	Φ25	380  3610	3940	4	4	60.68	上1排(支座1右)
	Φ25	 3950	3950	4	4	60.83	上1排(支座2左)

审核:

翻样: 杨仲兵

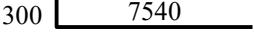
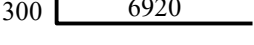


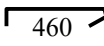
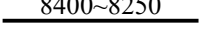
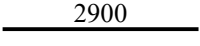
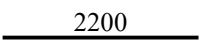
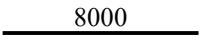
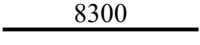
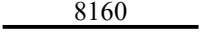
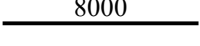
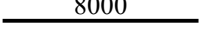
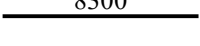
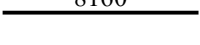








第 7 页,共94页 2022/1/18 星期二 8:57

构件名称	级直别径	钢筋简图	下料 (mm)	根 件 数*数	总 根 数	重量 (kg)	备 注
	Φ25		3080	3	3	35.57	上2排(支座2左)
	Φ16		3770	2	2	11.91	架立筋
	Φ12		10560	8	8	75.02	腰筋
	Φ25		12070	2	2	92.94	下1排
	Φ25		11090	7	7	298.88	下1排
	Φ8		2700	63	63	67.19	@100/200(4)1跨14+35+14
	Φ8		2170	63	63	54	1跨14+35+14
	Φ8		620	96	96	23.51	
60#KL109 (1-2)	Φ22		9670	2	2	57.63	上1排(通长)
	Φ22		3390	4	4	40.41	上1排(支座1右)
	Φ22		3390	2	2	20.2	上1排(支座2左)
	Φ14		3200	2	2	7.74	架立筋
	Φ12		8840	6	6	47.1	腰筋
	Φ22		9670	6	6	172.9	下1排
	Φ8		2300	53	53	48.15	@100/200(4)1跨13+27+13
	Φ8		1920	53	53	40.2	1跨13+27+13
	Φ8		520	60	60	12.32	
57#KL134 (1-2)	Φ22		7890	1	1	23.51	上1排(通长)
	Φ22		7210	1	1	21.49	上1排(通长)
	Φ22		2680	2	2	15.97	上1排(支座1右)
	Φ22		2550	5	5	37.99	上1排(支座2左)
	Φ18		2470	2	2	9.88	架立筋
	Φ12		6640	8	8	47.17	腰筋

审核:

翻样: 杨仲兵

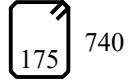
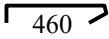
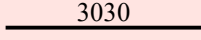
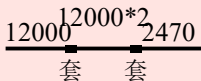
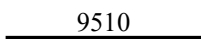
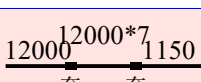

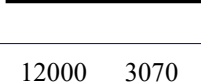
第 8 页,共94页 2022/1/18 星期二 8:57

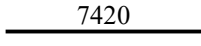
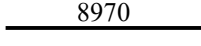
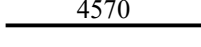
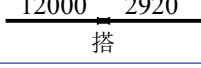
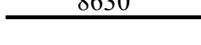

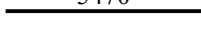
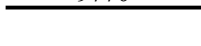





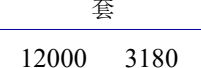








构件名称	级直别径	钢筋简图	下料 (mm)	根 件 数*数	总 根 数	重量 (kg)	备 注
	Φ20	300  7540	7800	1	1	19.27	下1排
	Φ20	300  6920	7180	4	4	70.94	下1排
	Φ8	 840	2700	43	43	45.86	@100/200(4)1跨14+15+14
	Φ8	 840	2170	43	43	36.86	1跨14+15+14
	Φ8	 460	620	56	56	13.71	
89#KL219 (1-16)	Φ25	 8400~8250	8400 ~8250	4*15	60	1923.0 7	△50mm,上1排(支座1-支 座2)
	Φ25	 2900	2900	58	58	647.57	上1排(支座1右)2,(支座2 左)2,(支座2右)2,(支座3左) 2,(支座3右)2,(支座6左)2...
	Φ25	 2200	2200	4	4	33.88	上2排(支座11)
	Φ14	 8000	8000	4	4	38.72	腰筋(1跨)
	Φ22	 8300	8300	4	4	98.94	腰筋(2跨)
	Φ16	 8160	8160	4	4	51.57	腰筋(3跨)
	Φ14	 8000	8000	12	12	116.16	腰筋(4跨)4,(7跨)4,(15跨)4
	Φ14	 8000	8000	12	12	116.16	腰筋(5跨)4,(8跨)4,(10跨)4
	Φ18	 8300	8300	4	4	66.4	腰筋(6跨)
	Φ16	 8160	8160	4	4	51.57	腰筋(9跨)
	Φ14	 8000	8000	4	4	38.72	腰筋(11跨)
	Φ14	 8000	8000	4	4	38.72	腰筋(12跨)
	Φ14	 8000	8000	4	4	38.72	腰筋(13跨)
	Φ14	 8000	8000	4	4	38.72	腰筋(14跨)
	Φ25	 8400~8250	8400 ~8250	5*15	75	2403.8 4	△38mm,下1排(2跨)5,(6跨) 5,(12跨)5
	Φ8	 740	2500	733	733	723.84	@100(4)2跨72,12跨72,9跨 13+30+13,1跨13+23+13,3跨 13+23+13,4跨13+22+13,5...
	Φ8	 740	1970	733	733	570.38	2跨72,12跨72,9跨 13+30+13,1跨13+23+13,3跨 13+23+13,4跨13+22+13,5...
	Φ10	 740	2540	49	49	76.79	@100/200(4)6跨13+23+13

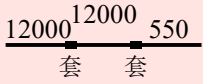
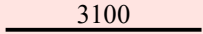
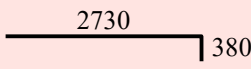
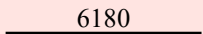
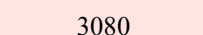
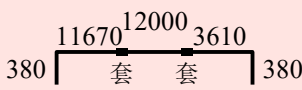
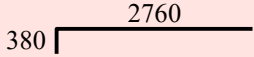
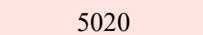
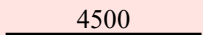
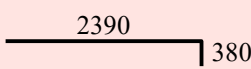
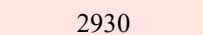
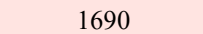
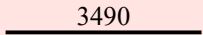
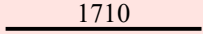
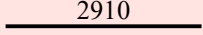
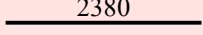
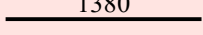
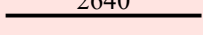
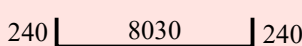
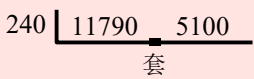
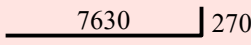
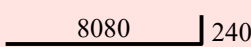
审核:

翻样: 杨仲兵

第 9 页,共94页 2022/1/18 星期二 8:57

构件名称	级直别径	钢筋简图	下料 (mm)	根 件 数*数	总 根 数	重量 (kg)	备 注
	Φ10	 740	2010	49	49	60.77	6跨13+23+13
	Φ8	 460	620	594	594	145.47	
143#KL206 (1-15)	Φ25	 12000 12000*8 6820 套 套	12000 12000*8 6820	2	2	884.11	上1排(通长) 长:114822
	Φ25	 3030	3030	1	1	11.67	上1排(支座1右)
	Φ25	 12000 12000*2 2470 套 套	12000 12000*2 2470	2	2	296.22	上1排(支座1-支座5右) 长:38468
	Φ25	 2390	2390	2	2	18.4	上2排(支座1右)
	Φ25	 9510	9510	1	1	36.61	上1排(支座2)
	Φ25	 7090	7090	2	2	54.59	上2排(支座2)
	Φ25	 12000 12000*7 1150 套 套	12000 12000*7 1150	1	1	374.03	上1排(支座3左-支座15) 长:97154
	Φ25	 12000 12000*6 6810 套 套	12000 12000*6 6810	1	1	349.62	上1排(支座4左-支座15) 长:90808
	Φ25	 5120	5120	2	2	39.42	上1排(支座6)1,(支座11)1
	Φ25	 4830	4830	4	4	74.38	上1排(支座7)1,(支座8)1, (支座9)1,(支座10)1
	Φ25	 5790	5790	2	2	44.58	上1排(支座12)
	Φ25	 11890	11890	2	2	91.55	上1排(支座13左-支座14 右)
	Φ25	 5220	5220	1	1	20.1	上1排(支座15左)
	Φ18	 8200	8200	8	8	131.2	腰筋(1跨)
	Φ18	 12000 3070 套	12000 3070	8	8	241.12	腰筋(2跨) 长:15072
	Φ12	 4660	4660	10	10	41.38	腰筋(3跨)
	Φ12	 8960	8960	8	8	63.65	腰筋(4跨)
	Φ12	 7860	7860	16	16	111.67	腰筋(5跨)8,(11跨)8
	Φ12	 7400	7400	8	8	52.57	腰筋(6跨)

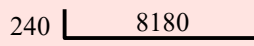
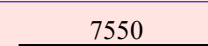
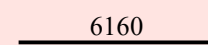
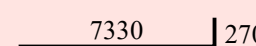


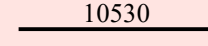
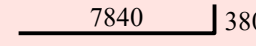
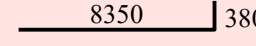
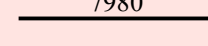
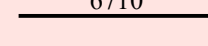
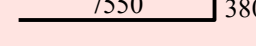





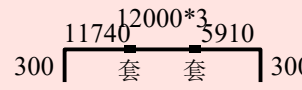
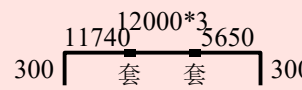
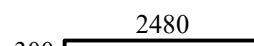
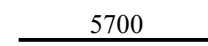
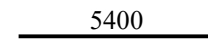
构件名称	级直别径	钢筋简图	下料 (mm)	根 件 数*数	总 根 数	重量 (kg)	备 注
	Φ12		7420	32	32	210.85	腰筋(7跨)8,(8跨)8,(9跨)8,(10跨)8
	Φ12		8970	8	8	63.72	腰筋(12跨)
	Φ12		4570	8	8	32.47	腰筋(13跨)
	Φ12		12000 2920	8	8	105.99	腰筋(14跨) 长:14367 搭:550
	Φ25		8630	6	6	199.35	下1排(1跨)
	Φ25		12000 3500	6	6	358.05	下1排(2跨) 长:15502
	Φ25		5470	5	5	105.3	下1排(3跨)
	Φ25		9770	5	5	188.07	下1排(4跨)
	Φ25		8670	10	10	333.79	下1排(5跨)5,(11跨)5
	Φ25		8210	4	4	126.43	下1排(6跨)
	Φ25		8230	16	16	506.97	下1排(7跨)4,(8跨)4,(9跨)4,(10跨)4
	Φ25		9780	6	6	225.92	下1排(12跨)
	Φ25		5380	6	6	124.28	下1排(13跨)
	Φ25		12000 3180	3	3	175.33	下2排(14跨) 长:15177
	Φ25		12000 3180	6	6	350.66	下1排(14跨) 长:15177
	Φ10		3240	166	166	331.85	@100/150(4)1跨19+22+19,2跨19+68+19
	Φ10		2860	166	166	292.93	1跨19+22+19,2跨19+68+19
	Φ8		3200	674	674	851.94	@100(4)3跨39,4跨82,13跨38,5跨19+16+19,6跨19+14+19,7跨19+14+19,8...
	Φ8		2820	674	674	750.77	3跨39,4跨82,13跨38,5跨19+16+19,6跨19+14+19,7跨19+14+19,8跨19+14+19,9...
	Φ8		520	1271	1271	261.06	
15#KL171 (1-9)	Φ25		8690	2	2	66.91	上1排(支座1-支座2)
	Φ25		3000	4	4	46.2	上1排(支座1右)

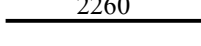




构件名称	级直别径	钢筋简图	下料 (mm)	根 件 数*数	总 根 数	重量 (kg)	备 注
	Φ25		12000 12000 550	2	2	189.03	上1排(支座2-支座5) 长:24551
	Φ25		3100	3	3	35.81	上1排(支座2右)
	Φ25		3060	3	3	35.34	上1排(支座2左)
	Φ25		6180	6	6	142.76	上1排(支座3)3,(支座4)3
	Φ25		3080	3	3	35.57	上1排(支座5左)
	Φ25		12000 12000 3940	2	2	215.14	上1排(支座5-支座9) 长:27275
	Φ25		3090	3	3	35.69	上1排(支座5右)
	Φ25		5020	4	4	77.31	上1排(支座6)
	Φ25		4500	6	6	103.95	上1排(支座7)3,(支座8)3
	Φ25		2720	4	4	41.89	上1排(支座9左)
	Φ18		2930	2	2	11.72	架立筋(1跨)
	Φ18		1690	2	2	6.76	架立筋(2跨)
	Φ18		3490	2	2	13.96	架立筋(3跨)
	Φ18		1710	2	2	6.84	架立筋(4跨)
	Φ18		2910	2	2	11.64	架立筋(5跨)
	Φ18		2380	2	2	9.52	架立筋(6跨)
	Φ18		1380	2	2	5.52	架立筋(7跨)
	Φ18		2640	2	2	10.56	架立筋(8跨)
	Φ16		8450	8	8	106.81	腰筋(1跨)
	Φ16		12000 5100	6	6	162.11	腰筋(2跨-3跨) 长:16894
	Φ18		7860	6	6	94.32	腰筋(4跨)
	Φ16		8290	2	2	26.2	腰筋(5跨)

审核:

翻样: 杨仲兵

第 12 页,共94页 2022/1/18 星期二 8:57



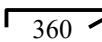
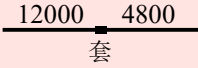
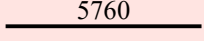
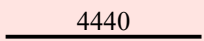
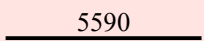
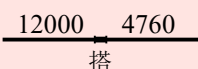
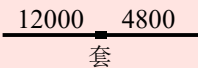
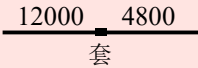


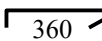
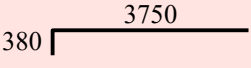
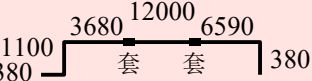
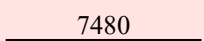
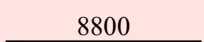
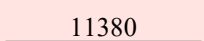
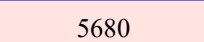
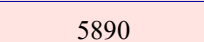
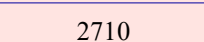
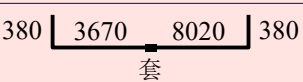
构件名称	级直别径	钢筋简图	下料 (mm)	根 件 数*数	总 根 数	重量 (kg)	备 注
	Φ16	240  8180	8390	6	6	79.54	腰筋(5跨)
	Φ18	 7550	7550	6	6	90.6	腰筋(6跨)
	Φ16	 6160	6160	6	6	58.4	腰筋(7跨)
	Φ18	 7330 270	7560	6	6	90.72	腰筋(8跨)
	Φ25	380  8400	8730	5	5	168.05	下1排(1跨)
	Φ25	380  7790	8120	5	5	156.31	下1排(2跨)
	Φ25	 10530	10530	5	5	202.7	下1排(3跨)
	Φ25	 7840 380	8170	5	5	157.27	下1排(4跨)
	Φ25	 8350 380	8680	5	5	167.09	下1排(5跨)
	Φ25	 7980	7980	5	5	153.61	下1排(6跨)
	Φ25	 6710	6710	4	4	103.33	下1排(7跨)
	Φ25	 7550 380	7880	5	5	151.69	下1排(8跨)
	Φ8	 440 970	2960	145	145	169.53	@100(4)1跨73,5跨72
	Φ8	 175 970	2430	145	145	139.18	1跨73,5跨72
	Φ8	 440 740	2500	389	389	384.14	@100(4)2跨66,3跨90,4跨66,6跨64,8跨64,7跨13+13+13
	Φ8	 175 740	1970	389	389	302.7	2跨66,3跨90,4跨66,6跨64,8跨64,7跨13+13+13
	Φ8	 460	620	791	791	193.72	
44#KL197 (1-8)	Φ20	 11740 12000*3 3910 套 套	12000 12000*3 6170	1	1	133.8	上1排(通长)1,(通长)1 长:53645
	Φ20	 11740 12000*3 5650 套 套	12000 12000*3 5910	1	1	133.16	上1排(通长)1,(通长)1 长:53645
	Φ20	300  2480	2740	2	2	13.54	上1排(支座1右)
	Φ20	 5700	5700	9	9	126.71	上1排(支座2)4,(支座3)5
	Φ20	 5400	5400	2	2	26.68	上1排(支座4)

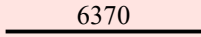
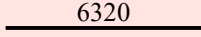
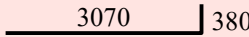
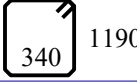





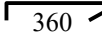
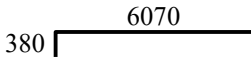
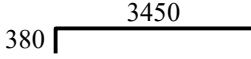
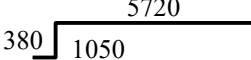
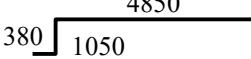
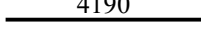

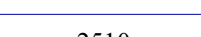


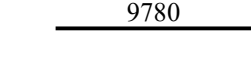
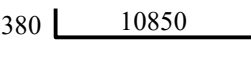
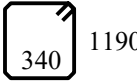

构件名称	级直别径	钢筋简图	下料 (mm)	根 件 数*数	总 根 数	重量 (kg)	备 注
	Φ20		5410	2	2	26.73	上1排(支座5)
	Φ20		5710	9	9	126.93	上1排(支座6)5,(支座7)4
	Φ20		2740	2	2	13.54	上1排(支座8左)
	Φ16		2260	2	2	7.14	架立筋(1跨)
	Φ16		3200	2	2	10.11	架立筋(2跨)
	Φ16		2900	4	4	18.33	架立筋(3跨)2,(5跨)2
	Φ16		440	2	2	1.39	架立筋(4跨)
	Φ16		3210	2	2	10.14	架立筋(6跨)
	Φ16		2250	2	2	7.11	架立筋(7跨)
	Φ14		7650	6	6	55.54	腰筋(1跨)
	Φ14		8960	6	6	65.05	腰筋(2跨)
	Φ14		8510	6	6	61.78	腰筋(3跨)
	Φ14		5900	6	6	42.83	腰筋(4跨)
	Φ14		8520	6	6	61.86	腰筋(5跨)
	Φ14		8970	6	6	65.12	腰筋(6跨)
	Φ14		7650	6	6	55.54	腰筋(7跨)
	Φ25		8140	5	5	156.69	下1排(1跨)
	Φ25		9650	5	5	185.76	下1排(2跨)
	Φ25		9200	5	5	177.1	下1排(3跨)
	Φ25		6590	5	5	126.86	下1排(4跨)
	Φ25		9210	5	5	177.29	下1排(5跨)
	Φ25		9660	5	5	185.96	下1排(6跨)
	Φ25		8140	5	5	156.69	下1排(7跨)

审核:

翻样: 杨仲兵

第 14 页,共94页 2022/1/18 星期二 8:57



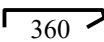
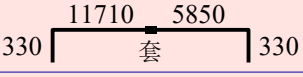
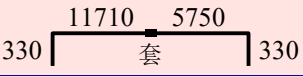
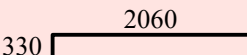
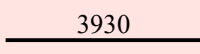
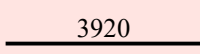

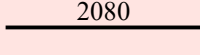
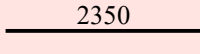
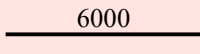
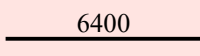
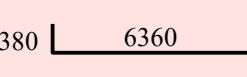
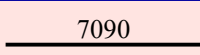
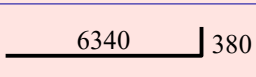


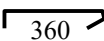
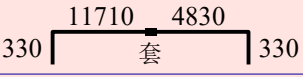
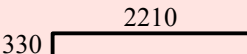
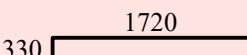
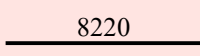
构件名称	级直别径	钢筋简图	下料 (mm)	根 件 数*数	总 根 数	重量 (kg)	备 注
	Φ8	 740	2300	338	338	307.07	@100/200(4)1跨13+20+13,2跨13+27+13,3跨13+25+13,4跨13+12+13,5跨13+25+1...
	Φ8	 740	1920	338	338	256.34	1跨13+20+13,2跨13+27+13,3跨13+25+13,4跨13+12+13,5跨13+25+13,6...
	Φ8	 360	520	360	360	73.94	
53#KL191 (1-2)	Φ25	 套	12000 4800	2	2	129.36	上1排(通长) 长:16803
	Φ25	 5760	5760	8	8	177.41	上1排(支座1右)4,(支座2左)4
	Φ25	 4440	4440	8	8	136.75	上2排(支座1右)4,(支座2左)4
	Φ20	 5590	5590	2	2	27.61	架立筋
	Φ14	 搭	12000 4760	6	6	121.68	腰筋 长:16113 搭:650
	Φ25	 套	12000 4800	3	3	194.04	下2排 长:16803
	Φ25	 套	12000 4800	6	6	388.08	下1排 长:16803
	Φ8	 840	2500	90	90	88.88	@100/200(4)1跨14+62+14
	Φ8	 840	2120	90	90	75.37	1跨14+62+14
	Φ8	 360	520	111	111	22.8	
55#KL218 (1-5)	Φ25	 380	4080	5	5	78.54	上1排(支座1右)4,(支座1右)1
	Φ25	 套 套 380	5060 12000 6920	4	4	369.29	上1排(支座2左-支座5)长:22269
	Φ25	 7480	7480	1	1	28.8	上1排(支座2)
	Φ14	 8800	8800	8	8	85.18	腰筋(1跨)
	Φ14	 11380	11380	4	4	55.08	腰筋(1跨)
	Φ14	 5680	5680	6	6	41.24	腰筋(2跨)
	Φ18	 5890	5890	6	6	70.68	腰筋(3跨)
	Φ14	 2710	2710	6	6	19.67	腰筋(4跨)
	Φ25	 套 380	4000 8350	4	4	190.19	下1排(1跨) 长:11686

构件名称	级直别径	钢筋简图	下料 (mm)	根 件 数*数	总 根 数	重量 (kg)	备 注
	Φ25	 6370	6370	4	4	98.1	下1排(2跨)
	Φ25	 6320	6320	4	4	97.33	下1排(3跨)
	Φ25	 3070 380	3400	4	4	52.36	下1排(4跨)
	Φ10	 340 1190	3240	51	51	101.95	1跨@200/100,18+33
	Φ10	 340 690	2240	19	19	26.26	1跨@200/100,18+1
	Φ10	 150 1190	2860	51	51	90	1跨@200/100,18+33
	Φ10	 150 690	1860	19	19	21.8	1跨@200/100,18+1
	Φ8	 340 740	2300	104	104	94.48	@100(4)3跨48,4跨19,2跨13+11+13
	Φ8	 150 740	1920	104	104	78.87	3跨48,4跨19,2跨13+11+13
	Φ8	 360	520	334	334	68.6	
52#KL108 (1-2)	Φ25	 380 6070	6400	4	4	98.56	上1排(支座1右)
	Φ25	 380 3450	3780	1	1	14.55	上1排(支座1右)
	Φ25	 380 5720 1050	7050	2	2	54.28	上1排(支座2左)
	Φ25	 380 4850 1050	6180	2	2	47.59	上1排(支座2左)
	Φ25	 4190	4190	1	1	16.13	上1排(支座2左)
	Φ25	 3310	3310	1	1	12.74	上1排(支座2左)
	Φ25	 2510	2510	1	1	9.66	上2排(支座2左)
	Φ25	 3380	3380	1	1	13.01	上2排(支座2左)
	Φ12	 9780	9780	10	10	86.85	腰筋
	Φ25	 380 10850	11180	2	2	86.09	下1排
	Φ25	 380 9980	10310	3	3	119.08	下1排
	Φ8	 340 1190	3200	33	33	41.71	1跨@200/100,19+14
	Φ8	 340 690	2200	31	31	26.94	1跨@200/100,19+12

审核:

翻样: 杨仲兵

第 16 页,共94页 2022/1/18 星期二 8:57

构件名称	级直别径	钢筋简图	下料 (mm)	根 件 数*数	总 根 数	重量 (kg)	备 注
	Φ8	 1190	2820	33	33	36.76	1跨@200/100,19+14
	Φ8	 690	1820	31	31	22.29	1跨@200/100,19+12
	Φ8	 360	520	110	110	22.59	
140#KL202 (1-4)	Φ22	 11710 5850 套	12000 6140	1	1	54.06	上1排(通长) 长:17562
	Φ22	 11710 5750 套	12000 6040	1	1	53.76	上1排(通长) 长:17562
	Φ22	 2060	2350	3	3	21.01	上1排(支座1右)
	Φ22	 3930	3930	2	2	23.42	上1排(支座2)
	Φ22	 3920	3920	2	2	23.36	上1排(支座3)
	Φ22	 2040 330	2330	3	3	20.83	上1排(支座4左)
	Φ14	 2080	2080	4	4	10.07	架立筋(1跨)2,(3跨)2
	Φ14	 2350	2350	2	2	5.69	架立筋(2跨)
	Φ14	 6000	6000	12	12	87.12	腰筋(1跨)6,(3跨)6
	Φ14	 6400	6400	6	6	46.46	腰筋(2跨)
	Φ25	 380 6360	6690	4	4	103.03	下1排(1跨)
	Φ25	 7090	7090	4	4	109.19	下1排(2跨)
	Φ25	 6340 380	6670	4	4	102.72	下1排(3跨)
	Φ8	 340 740	2300	116	116	105.39	@100/200(4)1跨13+12+13,2 跨13+14+13,3跨13+12+13
	Φ8	 150 740	1920	116	116	87.97	1跨13+12+13,2跨 13+14+13,3跨13+12+13
	Φ8	 360	520	111	111	22.8	
107#KL155 (1-4)	Φ22	 11710 4830 套	12000 5120	2	2	102.04	上1排(通长) 长:16543
	Φ22	 2210	2500	1	1	7.45	上1排(支座1右)
	Φ22	 1720	2010	2	2	11.98	上2排(支座1右)
	Φ22	 8220	8220	1	1	24.5	上1排(支座2左-支座3右)

审核:

翻样: 杨仲兵

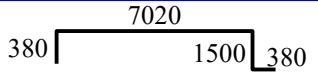
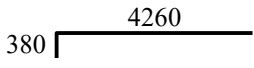
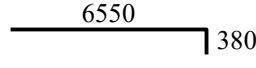
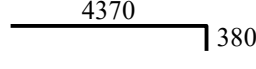
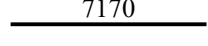
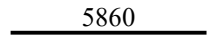
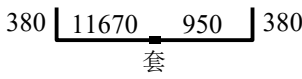
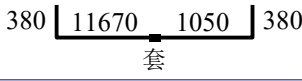




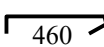
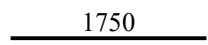
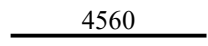
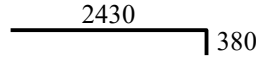
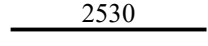
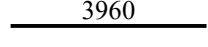
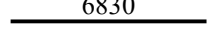
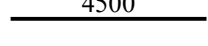
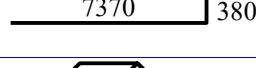


第 17 页,共94页 2022/1/18 星期二 8:57

构件名称	级直别径	钢筋简图	下料 (mm)	根 件 数*数	总 根 数	重量 (kg)	备 注
	Φ22		2480	1	1	7.39	上1排(支座4左)
	Φ22		1980	2	2	11.8	上2排(支座4左)
	Φ14		6130	4	4	29.67	腰筋(1跨)
	Φ14		4750	4	4	22.99	腰筋(2跨)
	Φ14		6170	4	4	29.86	腰筋(3跨)
	Φ25		6930	2	2	53.36	下1排(1跨)
	Φ25		5440	2	2	41.89	下1排(2跨)
	Φ25		6930	2	2	53.36	下1排(3跨)
	Φ8		2100	110	110	91.25	@100/200(2)1跨13+13+13,2跨13+6+13,3跨13+13+13
	Φ6		380	68	68	5.74	
194#L139 (1-4)	Φ22		3480	4	4	41.48	上1排(支座1右)
	Φ22		2740	4	4	32.66	上2排(支座1右)
	Φ16		12000 2540	4	4	91.89	上1排(支座2左-支座3右) 长:14543
	Φ22		3530	4	4	42.08	上1排(支座4左)
	Φ22		2800	4	4	33.38	上2排(支座4左)
	Φ14		9150	12	12	132.86	腰筋(1跨)6,(3跨)6
	Φ14		2980	6	6	21.63	腰筋(2跨)
	Φ22		9790	4	4	116.7	下1排(1跨)
	Φ22		3510	4	4	41.84	下1排(2跨)
	Φ22		9850	4	4	117.41	下1排(3跨)
	Φ10		2600	164	164	263.09	@100(2)1跨82,3跨82
	Φ8		2560	21	21	21.24	@100(2)2跨21
	Φ6		380	267	267	22.52	

审核:

翻样: 杨仲兵

第 18 页,共94页 2022/1/18 星期二 8:57

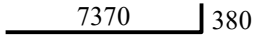
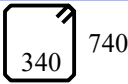
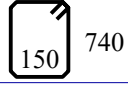
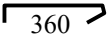
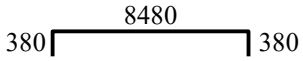
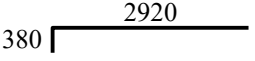
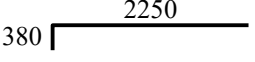
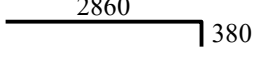
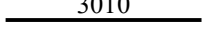
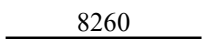
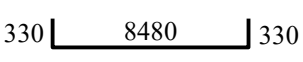
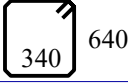
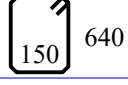
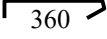
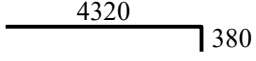
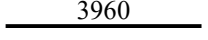
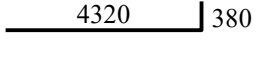
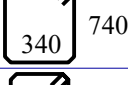
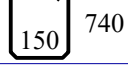
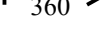
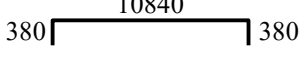
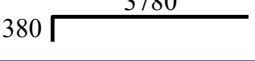
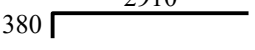
构件名称	级直别径	钢筋简图	下料 (mm)	根 件 数*数	总 根 数	重量 (kg)	备 注	
25#KL161 (1-2)	Φ25		9130	4	4	140.6	上1排(支座1右)	
	Φ25		4590	2	2	35.34	上1排(支座1右)	
	Φ25		6880	4	4	105.95	上1排(支座2左)	
	Φ25		4700	2	2	36.19	上1排(支座2左)	
	Φ12		7170	16	16	101.87	腰筋	
	Φ12		5860	6	6	31.22	腰筋	
	Φ25		12000 1280	6	6	306.77	下2排 长:12617	
	Φ25		12000 1380	9	9	463.62	下1排 长:12717	
	Φ8		4200	45	45	74.65	1跨@200/100,25+20	
	Φ8		2500	38	38	37.53	1跨@200/100,25+13	
	Φ8		3670	45	45	65.23	1跨@200/100,25+20	
	Φ8		1970	38	38	29.57	1跨@200/100,25+13	
	Φ8		620	448	448	109.72		
	17#KL147 (1-3)	Φ25		1750	2	2	13.47	上1排(支座1右)
		Φ25		4560	2	2	35.11	上1排(支座2)
Φ25			2760	4	4	42.5	上1排(支座3左)	
Φ16			2530	2	2	7.99	架立筋(2跨)	
Φ12			3960	6	6	21.1	腰筋(1跨)	
Φ12			6830	6	6	36.39	腰筋(2跨)	
Φ25			4500	4	4	69.3	下1排(1跨)	
Φ25			7700	4	4	118.58	下1排(2跨)	
Φ8			2300	72	72	65.41	@100/200(4)1跨13+3+13,2跨13+17+13	
Φ8			1920	72	72	54.6	1跨13+3+13,2跨13+17+13	

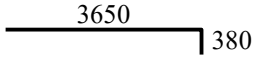
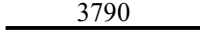
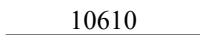

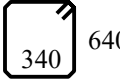
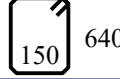
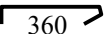
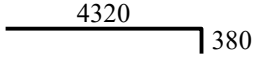
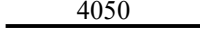
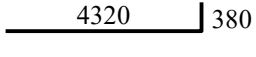
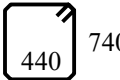
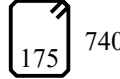
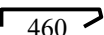
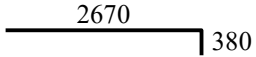
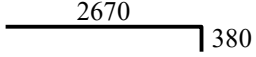
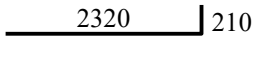
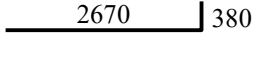
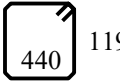
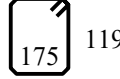
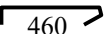
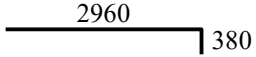
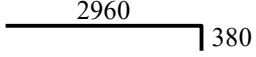
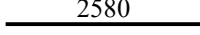
构件名称	级直别径	钢筋简图	下料 (mm)	根 件 数*数	总 根 数	重量 (kg)	备 注
	Φ8		520	63	63	12.94	
113#KL162 (1-2)	Φ25		9050	4	4	139.37	上1排(支座1右)
	Φ25		4620	2	2	35.57	上1排(支座1右)
	Φ25		7040	4	4	108.42	上1排(支座2左)
	Φ25		4630	2	2	35.65	上1排(支座2左)
	Φ12		6880	16	16	97.75	腰筋
	Φ12		5840	6	6	31.12	腰筋
	Φ25		12000 1280	6	6	306.77	下2排 长:12615
	Φ25		12000 1380	9	9	463.62	下1排 长:12715
	Φ8		4200	45	45	74.65	1跨@200/100,25+20
	Φ8		2500	39	39	38.51	1跨@200/100,25+14
	Φ8		3670	45	45	65.23	1跨@200/100,25+20
	Φ8		1970	39	39	30.35	1跨@200/100,25+14
	Φ8		620	464	464	113.63	
102#KL151 (1-3)	Φ25		11340	2	2	87.32	上1排(通长)
	Φ25		1750	2	2	13.47	上1排(支座1右)
	Φ25		4560	2	2	35.11	上1排(支座2)
	Φ25		2760	4	4	42.5	上1排(支座3左)
	Φ14		620	2	2	1.5	架立筋(1跨)
	Φ14		2530	2	2	6.12	架立筋(2跨)
	Φ12		3960	6	6	21.1	腰筋(1跨)
	Φ12		6830	6	6	36.39	腰筋(2跨)
	Φ25		4500	4	4	69.3	下1排(1跨)

审核:

翻样: 杨仲兵

第 20 页,共94页 2022/1/18 星期二 8:57

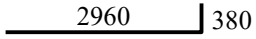
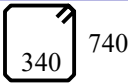
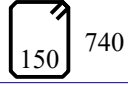
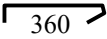
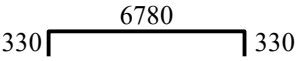
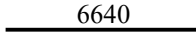
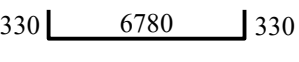
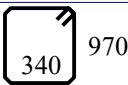
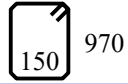
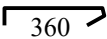
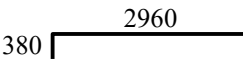
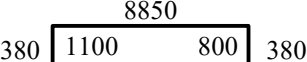
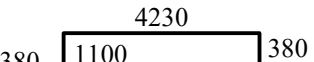
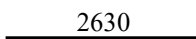
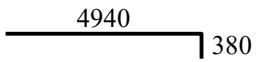
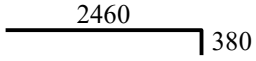
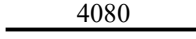
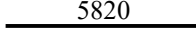
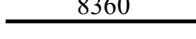
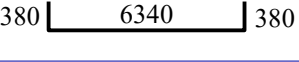
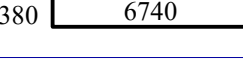
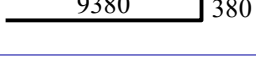
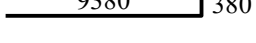
构件名称	级直别径	钢筋简图	下料 (mm)	根 件 数*数	总 根 数	重量 (kg)	备 注
	Φ25		7700	4	4	118.58	下1排(2跨)
	Φ8		2300	72	72	65.41	@100/200(4)1跨13+3+13,2跨13+17+13
	Φ8		1920	72	72	54.6	1跨13+3+13,2跨13+17+13
	Φ8		520	63	63	12.94	
109#KL160 (1-2)	Φ25		9140	2	2	70.38	上1排(通长)
	Φ25		3250	4	4	50.05	上1排(支座1右)
	Φ25		2580	2	2	19.87	上2排(支座1右)
	Φ25		3190	2	2	24.56	上1排(支座2左)
	Φ14		3010	2	2	7.28	架立筋
	Φ12		8260	6	6	44.01	腰筋
	Φ22		9050	6	6	161.81	下1排
	Φ8		2100	48	48	39.82	@100/200(4)1跨11+26+11
	Φ8		1720	48	48	32.61	1跨11+26+11
	Φ8		520	54	54	11.09	
110#KL157 (1-2)	Φ25		4650	5	5	89.51	上1排(通长)
	Φ12		3960	6	6	21.1	腰筋
	Φ25		4650	5	5	89.51	下1排
	Φ8		2300	29	29	26.35	@100/200(4)1跨13+3+13
	Φ8		1920	29	29	21.99	1跨13+3+13
	Φ8		520	21	21	4.31	
	119#KL172 (1-2)	Φ25		11500	2	2	88.55
Φ25			4110	3	3	47.47	上1排(支座1右)
Φ25			3240	3	3	37.42	上2排(支座1右)

构件名称	级直别径	钢筋简图	下料 (mm)	根 件 数*数	总 根 数	重量 (kg)	备 注
	Φ25		3980	3	3	45.97	上1排(支座2左)
	Φ20		3790	2	2	18.72	架立筋
	Φ12		10610	6	6	56.53	腰筋
	Φ25		11500	6	6	265.65	下1排
	Φ8		2100	60	60	49.77	@100/200(4)1跨11+38+11
	Φ8		1720	60	60	40.76	1跨11+38+11
	Φ8		520	72	72	14.79	
118#KL170 (1-2)	Φ25		4650	5	5	89.51	上1排(通长)
	Φ14		4050	6	6	29.4	腰筋
	Φ25		4650	5	5	89.51	下1排
	Φ8		2500	29	29	28.64	@100/200(4)1跨13+3+13
	Φ8		1970	29	29	22.57	1跨13+3+13
	Φ8		620	21	21	5.14	
126#KL185 (1-2)	Φ25		3000	7	7	80.85	上1排(通长)
	Φ25		3000	7	7	80.85	上2排(通长)
	Φ14		2500	10	10	30.25	腰筋
	Φ25		3000	6	6	69.3	下1排
	Φ10		3440	15	15	31.84	@100(4)1跨15
	Φ10		2910	15	15	26.93	1跨15
	Φ8		620	35	35	8.57	
123#KL176 (1-2)	Φ25		3290	5	5	63.33	上1排(通长)
	Φ25		3290	2	2	25.33	上2排(通长)
	Φ12		2580	6	6	13.75	腰筋

审核:

翻样: 杨仲兵

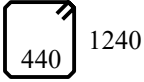

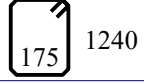
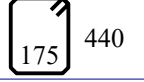
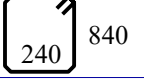
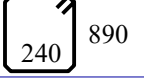
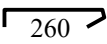
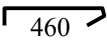
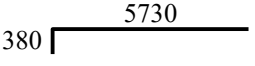
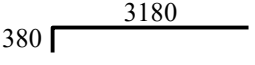
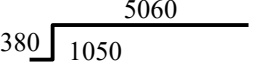
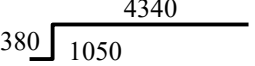



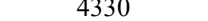
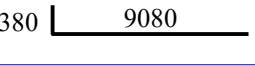
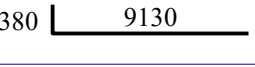
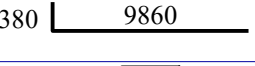
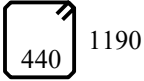
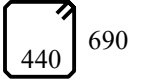
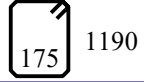
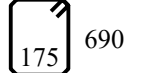
第 22 页,共94页 2022/1/18 星期二 8:57

构件名称	级直别径	钢筋简图	下料 (mm)	根 件 数*数	总 根 数	重量 (kg)	备 注
	Φ25		3290	4	4	50.67	下1排
	Φ10		2340	18	18	25.99	@100(4)1跨18
	Φ10		1960	18	18	21.77	1跨18
	Φ8		520	24	24	4.93	
121#KL175 (1-2)	Φ22		7350	6	6	131.42	上1排(通长)
	Φ12		6640	8	8	47.17	腰筋
	Φ22		7350	6	6	131.42	下1排
	Φ8		2760	45	45	49.06	@100/200(4)1跨16+13+16
	Φ8		2380	45	45	42.3	1跨16+13+16
	Φ8		520	56	56	11.5	
20#KL177 (1-3)	Φ25		3290	6	6	76	上1排(支座1右)
	Φ25		11310	3	3	130.63	上1排(支座2)
	Φ25		5940	3	3	68.61	上1排(支座2左)
	Φ25		2630	2	2	20.25	上2排(支座2右)
	Φ25		5270	3	3	60.87	上1排(支座3左)
	Φ25		2790	3	3	32.22	上2排(支座3左)
	Φ12		4080	10	10	36.23	腰筋(1跨)
	Φ12		5820	4	4	20.67	腰筋(1跨)
	Φ10		8360	10	10	51.58	腰筋(2跨)
	Φ25		7000	3	3	80.85	下1排(1跨)
	Φ25		7070	5	5	136.1	下1排(1跨)
	Φ25		9710	2	2	74.77	下2排(2跨)
	Φ25		9710	4	4	149.53	下1排(2跨)

审核:

翻样: 杨仲兵

第 23 页,共94页 2022/1/18 星期二 8:57

构件名称	级直别径	钢筋简图	下料 (mm)	根 件 数*数	总 根 数	重量 (kg)	备 注
	Φ8	 1240	3500	33	33	45.62	1跨@150/100,3+20+10
	Φ8	 440	1900	16	16	12.01	@100(4)1跨16
	Φ8	 1240	2970	33	33	38.71	1跨@150/100,3+20+10
	Φ8	 440	1370	16	16	8.66	1跨16
	Φ8	 840	2300	29	29	26.35	2跨@150/100,19+10
	Φ8	 890	2400	37	37	35.08	2跨@150/100,19+18
	Φ6	 260	380	130	130	10.97	
	Φ8	 460	620	170	170	41.63	
8#KL200 (1-2)	Φ25	 5730	6060	4	4	93.32	上1排(支座1右)
	Φ25	 3180	3510	3	3	40.54	上1排(支座1右)
	Φ25	 5060	6390	1	1	24.6	上1排(支座2左)
	Φ25	 4340	5670	3	3	65.49	上1排(支座2左)
	Φ25	 3080	3080	3	3	35.57	上1排(支座2左)
	Φ25	 2360	2360	4	4	36.34	上2排(支座2左)
	Φ14	 4910	4910	6	6	35.65	腰筋
	Φ10	 4330	4330	10	10	26.72	腰筋
	Φ25	 9080	9410	2	2	72.46	下2排
	Φ25	 9130	9460	4	4	145.68	下1排
	Φ25	 9860	10190	4	4	156.93	下1排
	Φ8	 1190	3400	26	26	34.92	1跨@200/100,13+13
	Φ8	 690	2400	27	27	25.6	1跨@200/100,13+14
	Φ8	 1190	2870	26	26	29.47	1跨@200/100,13+13
	Φ8	 690	1870	27	27	19.94	1跨@200/100,13+14

审核:

翻样: 杨仲兵

第 24 页,共94页 2022/1/18 星期二 8:57

构件名称	级直别径	钢筋简图	下料 (mm)	根 件 数*数	总 根 数	重量 (kg)	备 注
	Φ8		620	114	114	27.92	
133#KL81 (1-2)	Φ25		6120	2	2	47.12	上1排(支座1右)
	Φ25		6920	2	2	53.28	上1排(支座1右)
	Φ25		3140	1	1	12.09	上1排(支座1右)
	Φ25		2350	3	3	27.14	上2排(支座1右)
	Φ25		6430	4	4	99.02	上1排(支座2左)
	Φ25		3840	2	2	29.57	上1排(支座2左)
	Φ12		5400	6	6	28.77	腰筋
	Φ12		4880	10	10	43.33	腰筋
	Φ25		10180	2	2	78.39	下2排
	Φ25		10230	4	4	157.54	下1排
	Φ25		11020	4	4	169.71	下1排
	Φ8		3200	29	29	36.66	1跨@200/100,13+16
	Φ8		2200	29	29	25.2	1跨@200/100,13+16
	Φ8		2820	29	29	32.3	1跨@200/100,13+16
	Φ8		1820	29	29	20.85	1跨@200/100,13+16
Φ8		520	132	132	27.11		
14#KL198 (1-2)	Φ25		8930	5	5	171.9	上1排(通长)
	Φ25		2490	5	5	47.93	上2排(支座1右)
	Φ12		8220	10	10	72.99	腰筋
	Φ22		8800	6	6	157.34	下1排
	Φ10		3240	75	75	149.93	@100(4)1跨75
	Φ10		2860	75	75	132.35	1跨75

审核:

翻样: 杨仲兵

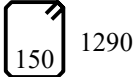
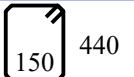
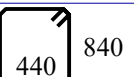
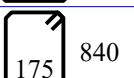
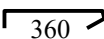
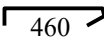
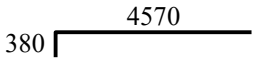
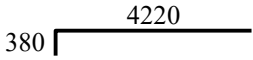
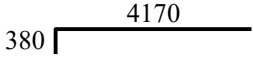
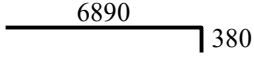
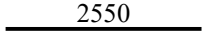
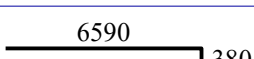
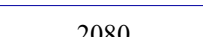


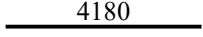
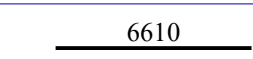
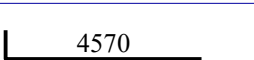
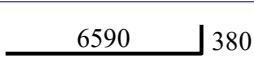
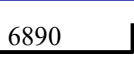
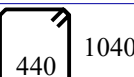
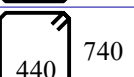

第 25 页,共94页 2022/1/18 星期二 8:57

构件名称	级直径	钢筋简图	下料 (mm)	根 件 数*数	总 根 数	重量 (kg)	备 注
	Φ8		520	180	180	36.97	
24#KL183 (1-3)	Φ25		3430	4	4	52.82	上1排(支座1右)2,(支座1右)2
	Φ25		8350 9260	2	2	135.6	上1排(支座2左-支座3)长:15797
	Φ25		9720	2	2	74.84	上1排(支座2)
	Φ25		7370	2	2	56.75	上1排(支座2)
	Φ25		4170	1	1	16.05	上1排(支座2右)
	Φ25		5520	2	2	42.5	上2排(支座2)
	Φ25		3250	1	1	12.51	上2排(支座2左)
	Φ25		4190	5	5	80.66	上1排(支座3左)
	Φ25		3270	5	5	62.95	上2排(支座3左)
	Φ14		4000	2	2	9.68	架立筋(2跨)
	Φ12		4530	10	10	40.23	腰筋(1跨)
	Φ12		6330	4	4	22.48	腰筋(1跨)
	Φ12		11230	8	8	79.78	腰筋(2跨)
	Φ25		7550	6	6	174.4	下1排(1跨)
	Φ25		12060	1	1	46.43	下2排(2跨)
	Φ25		6000 6060	1	1	46.43	下2排(2跨)长:11730
	Φ25		4000 8090	1	1	46.55	下1排(2跨)长:11432
	Φ25		12060	4	4	185.72	下1排(2跨)
	Φ25		6000 6060	3	3	139.29	下1排(2跨)长:11730
	Φ16		2950	2	2	9.32	(跨2)
Φ8		3400	33	33	44.32	1跨@200/100,3+21+9	
Φ8		1700	17	17	11.42	@100(4)1跨17	

审核:

翻样: 杨仲兵

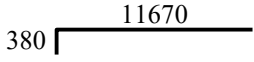
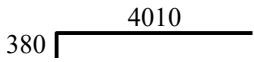
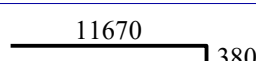
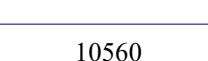

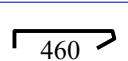
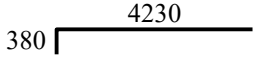
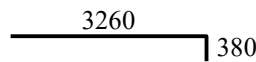
第 26 页,共94页 2022/1/18 星期二 8:57

构件名称	级直别径	钢筋简图	下料 (mm)	根 件 数*数	总 根 数	重量 (kg)	备 注
	Φ8	 1290	3020	33	33	39.37	1跨@200/100,3+21+9
	Φ8	 440	1320	17	17	8.86	1跨17
	Φ8	 840	2700	69	69	73.59	@100/200(4)2跨 14+38+14+3
	Φ8	 840	2170	69	69	59.14	2跨14+38+14+3
	Φ8	 360	520	140	140	28.76	
	Φ8	 460	620	100	100	24.49	
13#KL208 (1-3)	Φ25	 4570	4900	7	7	132.05	上1排(支座1-支座2)6,(支 座1-支座2)1
	Φ25	 4220	4550	7	7	122.62	上2排(支座1-支座2)
	Φ25	 4170	4500	7	7	121.27	上3排(支座1-支座2)
	Φ25	 6890	7220	2	2	55.59	上1排(支座2-支座3)
	Φ25	 2550	2550	1	1	9.82	上1排(支座2右)
	Φ25	 6590	6920	4	4	106.57	上1排(支座2-支座3)
	Φ25	 2080	2080	7	7	56.06	上2排(支座2右)
	Φ25	 2080	2080	7	7	56.06	上3排(支座2右)
	Φ12	 4180	4180	10	10	37.12	腰筋(1跨)
	Φ16	 6610	6610	6	6	62.66	腰筋(2跨)
	Φ25	 4570	4900	8	8	150.92	下1排(1跨)
	Φ25	 6590	6920	6	6	159.85	下1排(2跨)
	Φ25	 6890	7220	2	2	55.59	下1排(2跨)
	Φ10	 1040	3140	34	34	65.87	@100(2)1跨34
	Φ10	 740	2540	41	41	64.25	@100/200(4)2跨13+15+13
	Φ10	 740	2010	41	41	50.85	2跨13+15+13
	Φ8	 460	620	119	119	29.14	

审核:

翻样: 杨仲兵

第 27 页,共94页 2022/1/18 星期二 8:57

构件名称	级直别径	钢筋简图	下料 (mm)	根 件 数*数	总 根 数	重量 (kg)	备 注
21#KL204 (1-3)	Φ25		12000	2	2	92.4	上1排(支座1-支座2)
	Φ25		4340	5	5	83.54	上1排(支座1右)
	Φ25		3410	6	6	78.77	上2排(支座1右)
	Φ25		4000	10	10	154	上1排(支座2左)5,(支座2右)5
	Φ25		3000	10	10	115.5	上2排(支座2左)5,(支座2右)5
	Φ25		12000	2	2	92.4	上1排(支座2-支座3), 长的可做底筋锚固
	Φ25		4000	5	5	77	上1排(支座3左)
	Φ25		3140	2	2	24.18	上2排(支座3左)
	Φ14		4010	2	2	9.7	架立筋(1跨)
	Φ14		3540	2	2	8.57	架立筋(2跨)
	Φ18		11640	6	6	139.68	腰筋(1跨)
	Φ12		10560	8	8	75.02	腰筋(2跨)
	Φ25		12000	7	7	323.4	下1排(1跨)4,(1跨)3
	Φ25		11100	9	9	384.61	下1排(2跨)短的可做面筋焊接
	Φ12		2700	2	2	4.8	(跨2)
	Φ12		2580	65	65	148.92	@100/200(2)1跨13+39+13
	Φ8		2700	77	77	82.12	@100/150(4)2跨14+47+14+2
	Φ8		2170	77	77	66	2跨14+47+14+2
Φ8		620	206	206	50.45		
30#KL192 (1-2)	Φ25		12000 1250	2	2	102.02	上1排(通长) 长:12590
	Φ25		4560	2	2	35.11	上1排(支座1右)
	Φ25		4610	4	4	70.99	上1排(支座2左)
	Φ25		3590	5	5	69.11	上2排(支座2左)

审核:

翻样: 杨仲兵



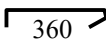
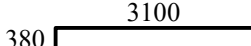
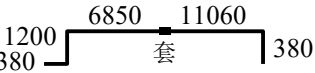
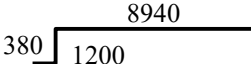
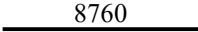
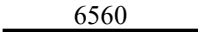
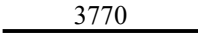
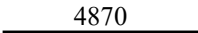
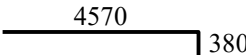
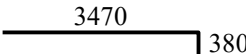

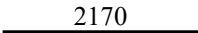
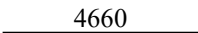
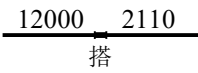
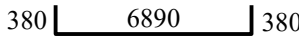
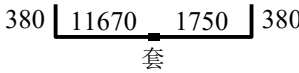
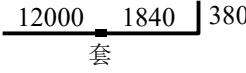
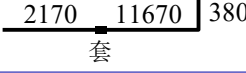
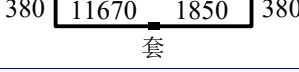
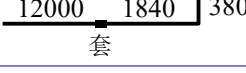
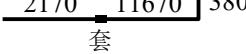
第 28 页,共94页 2022/1/18 星期二 8:57

构件名称	级直别径	钢筋简图	下料 (mm)	根 件 数*数	总 根 数	重量 (kg)	备 注
	Φ16		4380	2	2	13.84	架立筋
	Φ12		12000 930	6	6	68.89	腰筋 长:12375 搭:550
	Φ25		12000 1250	7	7	357.09	下1排 长:12590
	Φ8		2300	71	71	64.5	@100/200(4)1跨13+45+13
	Φ8		1920	71	71	53.85	1跨13+45+13
	Φ8		520	84	84	17.25	
31#KL196 (1-2)	Φ25		9460	2	2	72.84	上1排(通长)
	Φ25		3420	3	3	39.5	上1排(支座1右)
	Φ25		2720	3	3	31.42	上2排(支座1右)
	Φ25		3260	3	3	37.65	上1排(支座2左)
	Φ25		2560	2	2	19.71	上2排(支座2左)
	Φ14		3090	2	2	7.48	架立筋
	Φ12		8500	6	6	45.29	腰筋
	Φ25		9460	7	7	254.95	下1排
	Φ8		2300	52	52	47.24	@100/200(4)1跨13+26+13
	Φ8		1920	52	52	39.44	1跨13+26+13
26#KL173 (1-2)	Φ8		520	57	57	11.71	
	Φ25		7370	2	2	56.75	上1排(通长)
	Φ25		2700	4	4	41.58	上1排(支座1右)
	Φ25		2600	2	2	20.02	上1排(支座2左)
	Φ14		2370	2	2	5.74	架立筋
	Φ12		6350	6	6	33.83	腰筋
Φ20		6990	4	4	69.06	下1排	

审核:

翻样: 杨仲兵

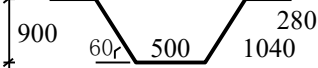
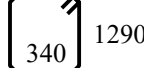







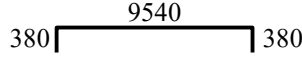
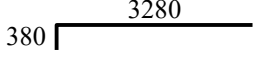
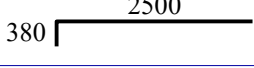
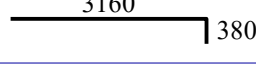
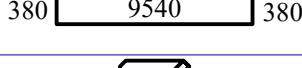


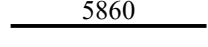
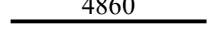
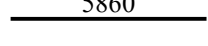



第 29 页,共94页 2022/1/18 星期二 8:57

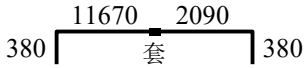
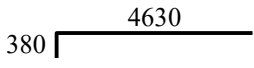
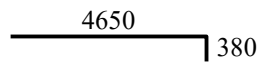
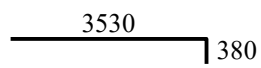
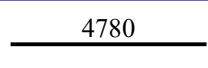
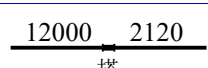
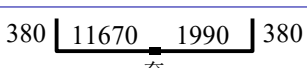
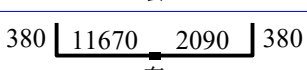
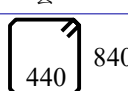
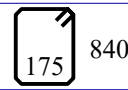
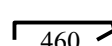
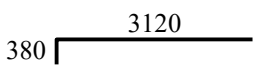
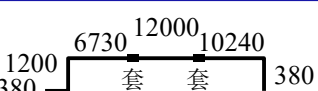
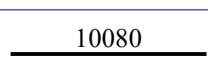
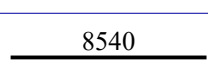
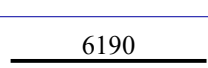
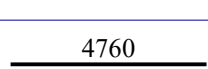
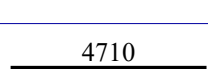
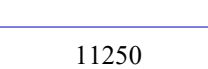



构件名称	级直别径	钢筋简图	下料 (mm)	根 件 数*数	总 根 数	重量 (kg)	备 注
	Φ8	 740	2300	41	41	37.25	@100/200(4)1跨13+15+13
	Φ8	 740	1920	41	41	31.09	1跨13+15+13
	Φ8	 360	520	39	39	8.01	
34#KL182 (1-3)	Φ25	 3100 380	3430	4	4	52.82	上1排(支座1右)
	Φ25	 6850 11060 1200 380 套	8330 11390	2	2	151.84	上1排(支座2左-支座3) 长:17908
	Φ25	 8940 380 1200	10420	2	2	80.23	上1排(支座2)
	Φ25	 8760	8760	2	2	67.45	上1排(支座2)
	Φ25	 6560	6560	4	4	101.02	上2排(支座2)
	Φ25	 3770	3770	1	1	14.51	上2排(支座2左)
	Φ25	 4870	4870	1	1	18.75	上1排(支座2右)
	Φ25	 4570 380	4900	5	5	94.32	上1排(支座3左)
	Φ25	 3470 380	3800	3	3	43.89	上2排(支座3左)
	Φ16	 4700	4700	2	2	14.85	架立筋(2跨)
	Φ12	 2170	2170	4	4	7.71	腰筋(1跨)
	Φ12	 4660	4660	10	10	41.38	腰筋(1跨)
	Φ14	 12000 2110 搭	12000 2110	8	8	136.58	腰筋(2跨) 长:13457 搭:650
	Φ25	 380 6890 380	7550	6	6	174.4	下1排(1跨)
	Φ25	 380 11670 1750 380 套	12000 2080	1	1	54.21	下2排(2跨) 长:13423
	Φ25	 12000 1840 380 套	12000 2170	3	3	163.66	下2排(2跨) 长:13841
	Φ25	 2170 11670 380 套	2170 12000	3	3	163.66	下2排(2跨) 长:13841
	Φ25	 380 11670 1850 380 套	12000 2180	1	1	54.59	下1排(2跨) 长:13523
Φ25	 12000 1840 380 套	12000 2170	4	4	218.22	下1排(2跨) 长:13841	
Φ25	 2170 11670 380 套	2170 12000	3	3	163.66	下1排(2跨) 长:13841	

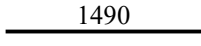
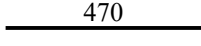
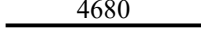
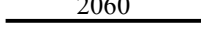
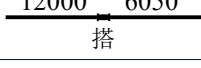
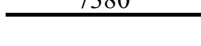
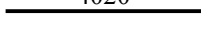
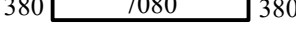

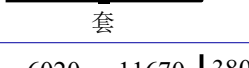

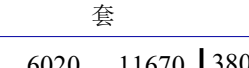
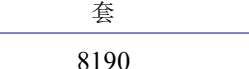










审核:

翻样: 杨仲兵

第 30 页,共94页 2022/1/18 星期二 8:57

构件名称	级直别径	钢筋简图	下料 (mm)	根 件 数*数	总 根 数	重量 (kg)	备 注
	Φ14		3110	2	2	7.53	(跨2)
	Φ8		3400	30	30	40.29	1跨@200/100,21+9
	Φ8		1700	20	20	13.43	@100(4)1跨17+3
	Φ8		3020	30	30	35.79	1跨@200/100,21+9
	Φ8		1320	20	20	10.43	1跨17+3
	Φ8		2900	82	82	93.93	@100/200(4)2跨 16+47+16+3
	Φ8		2370	82	82	76.76	2跨16+47+16+3
	Φ8		520	140	140	28.76	
	Φ8		620	124	124	30.37	
34#KL182 第三跨	Φ25		10200	2	2	78.54	上1排(通长)
	Φ25		3610	2	2	27.8	上1排(支座1右)
	Φ25		2830	4	4	43.58	上2排(支座1右)
	Φ25		3490	2	2	26.87	上1排(支座2左)
	Φ12	9470	4	4	33.64	腰筋	
	Φ25		10200	5	5	196.35	下1排
	Φ8		2100	87	87	72.17	@100(2)1跨87
	Φ6		380	86	86	7.25	
39#KL205 (1-2)	Φ22		5860	4	4	69.85	上1排(通长)
	Φ12		4860	2	2	8.63	腰筋
	Φ22		5860	4	4	69.85	下1排
	Φ8		1900	32	32	24.02	@100/200(4)1跨10+12+10
	Φ8		1520	32	32	19.21	1跨10+12+10
	Φ8		520	11	11	2.26	

构件名称	级直别径	钢筋简图	下料 (mm)	根 件 数*数	总 根 数	重量 (kg)	备 注
37#KL136 (1-2)	Φ25		12000 2420	2	2	111.03	上1排(通长) 长:13756
	Φ25		4960	2	2	38.19	上1排(支座1右)
	Φ25		4980	5	5	95.86	上1排(支座2左)
	Φ25		3860	7	7	104.03	上2排(支座2左)
	Φ20		4780	2	2	23.61	架立筋
	Φ12		12000 2120	8	8	100.31	腰筋 长:13571 搭:550
	Φ25		12000 2320	3	3	165.4	下2排 长:13656
	Φ25		12000 2420	9	9	499.65	下1排 长:13756
	Φ8		2700	78	78	83.19	@100/200(4)1跨14+50+14
	Φ8		2170	78	78	66.86	1跨14+50+14
	Φ8		620	124	124	30.37	
	47#KL199 (1-5)	Φ25		3450	4	4	53.13
Φ25			8210 12000 10570	4	4	474.01	上1排(支座2左-支座4) 长:28972
Φ25			10080	2	2	77.62	上1排(支座2)
Φ25			8540	6	6	197.27	上2排(支座2)
Φ25			6190	2	2	47.66	上1排(支座2右)1,(支座3左)1
Φ25			4760	2	2	36.65	上2排(支座2右)1,(支座3右)1
Φ25			4710	3	3	54.4	上3排(支座2右)
Φ25			11250	2	2	86.62	上1排(支座3)
Φ25			8390	3	3	96.9	上2排(支座3)
Φ25			4550	2	2	35.03	上1排(支座4-支座5)
Φ25			2890	2	2	22.25	上1排(支座4右)











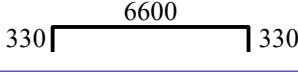
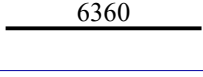
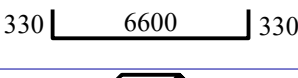



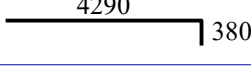
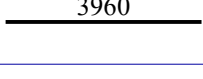
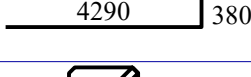




构件名称	级直别径	钢筋简图	下料 (mm)	根 件 数*数	总 根 数	重量 (kg)	备 注
	Φ25		1490	2	2	11.47	上1排(支座5左)
	Φ14		470	2	2	1.14	架立筋(4跨)
	Φ12		4680	10	10	41.56	腰筋(1跨)
	Φ12		2060	4	4	7.32	腰筋(1跨)
	Φ14		12000 6050	8	8	174.72	腰筋(2跨) 长:17399 搭:650
	Φ12		7380	6	6	39.32	腰筋(3跨)
	Φ12		4020	6	6	21.42	腰筋(4跨)
	Φ25		7740	6	6	178.79	下1排(1跨)
	Φ25		12000 5950	1	1	69.11	下2排(2跨) 长:17289
	Φ25		12000 6020	4	4	277.51	下2排(2跨) 长:17690
	Φ25		6020 12000	3	3	208.13	下2排(2跨) 长:17690
	Φ25		12000 6020	5	5	346.88	下1排(2跨) 长:17690
	Φ25		6020 12000	4	4	277.51	下1排(2跨) 长:17690
	Φ25		8190	4	4	126.13	下1排(3跨)
	Φ25		4460	4	4	68.68	下1排(4跨)
	Φ10		1290	31	31	65.8	1跨@200/100,21+10
	Φ10		440	20	20	21.47	@100(4)1跨17+3
	Φ10		1290	31	31	58.53	1跨@200/100,21+10
	Φ10		440	20	20	16.78	1跨17+3
	Φ8		940	98	98	112.26	@100/200(4)2跨16+66+16
	Φ8		940	98	98	91.74	2跨16+66+16
	Φ8		740	75	75	68.14	@100/200(4)3跨13+20+13,4 跨13+3+13
	Φ8		740	75	75	56.88	3跨13+20+13,4跨13+3+13

审核:

翻样: 杨仲兵

第 33 页,共94页 2022/1/18 星期二 8:57

构件名称	级直别径	钢筋简图	下料 (mm)	根件 数*数	总 根数	重量 (kg)	备 注
	Φ8		520	219	219	44.98	
	Φ8		620	164	164	40.16	
132#KL193 (1-4)	Φ25		3440	4	4	52.98	上1排(支座1右)
	Φ25		8290 12000 10450	4	4	473.4	上1排(支座2左-支座4) 长:28921
	Φ25		10030	2	2	77.23	上1排(支座2)
	Φ25		8570	6	6	197.97	上2排(支座2)
	Φ25		6200	2	2	47.74	上1排(支座2右)1,(支座3 左)1
	Φ25		4770	2	2	36.73	上2排(支座2右)1,(支座3 右)1
	Φ25		4720	3	3	54.52	上3排(支座2右)
	Φ25		11270	2	2	86.78	上1排(支座3)
	Φ25		8400	3	3	97.02	上2排(支座3)
	Φ12		2020	4	4	7.18	腰筋(1跨)
	Φ12		4540	10	10	40.32	腰筋(1跨)
	Φ14		12000 6100	8	8	175.21	腰筋(2跨) 长:17448 搭:650
	Φ12		7400	6	6	39.43	腰筋(3跨)
	Φ25		7630	6	6	176.25	下1排(1跨)
	Φ25		12000 5990	1	1	69.26	下2排(2跨) 长:17325
	Φ25		12000 6050	4	4	277.97	下2排(2跨) 长:17723
	Φ25		6060 12000	3	3	208.59	下2排(2跨) 长:17723
	Φ25		12000 6050	5	5	347.46	下1排(2跨) 长:17723
	Φ25		6060 12000	4	4	278.12	下1排(2跨) 长:17723
Φ25		8120	4	4	125.05	下1排(3跨)	

构件名称	级直别径	钢筋简图	下料 (mm)	根件 数*数	总 根数	重量 (kg)	备 注
	Φ10	 1290	3440	30	30	63.67	1跨@200/100,21+9
	Φ10	 440	1740	20	20	21.47	@100(4)1跨17+3
	Φ10	 1290	3060	30	30	56.64	1跨@200/100,21+9
	Φ10	 440	1360	20	20	16.78	1跨17+3
	Φ8	 940	2900	99	99	113.4	@100/200(4)2跨16+67+16
	Φ8	 940	2370	99	99	92.68	2跨16+67+16
	Φ8	 740	2300	46	46	41.79	@100/200(4)3跨13+20+13
	Φ8	 740	1920	46	46	34.89	3跨13+20+13
	Φ8	 360	520	188	188	38.62	
	Φ8	 460	620	164	164	40.16	
33#KL148 (1-2)	Φ22	 6600	7170	6	6	128.2	上1排(通长)
	Φ12	 6360	6360	8	8	45.18	腰筋
	Φ22	 6600	7170	6	6	128.2	下1排
	Φ8	 970	2760	56	56	61.05	@100(4)1跨56
	Φ8	 970	2380	56	56	52.65	1跨56
	Φ8	 360	520	108	108	22.18	
19#KL133 (1-2)	Φ25	 4290	4620	5	5	88.93	上1排(通长)
	Φ12	 3960	3960	6	6	21.1	腰筋
	Φ25	 4290	4620	5	5	88.93	下1排
	Φ8	 740	2300	29	29	26.35	@100/200(4)1跨13+3+13
	Φ8	 740	1920	29	29	21.99	1跨13+3+13
	Φ8	 360	520	21	21	4.31	
23#KL141 (1-2)	Φ25	 8480	9140	2	2	70.38	上1排(通长)

审核:

翻样: 杨仲兵



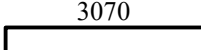
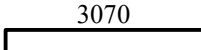
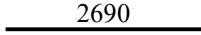
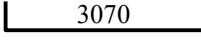



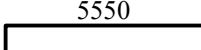
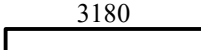
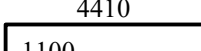
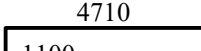
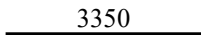
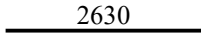
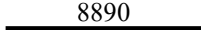
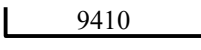
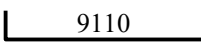





第 35 页,共94页 2022/1/18 星期二 8:57

构件名称	级直别径	钢筋简图	下料 (mm)	根件 数*数	总 根数	重量 (kg)	备 注
	Φ25		3250	3	3	37.54	上1排(支座1右)
	Φ25		2580	2	2	19.87	上2排(支座1右)
	Φ25		3190	2	2	24.56	上1排(支座2左)
	Φ14		3010	2	2	7.28	架立筋
	Φ12		8260	6	6	44.01	腰筋
	Φ22		9050	5	5	134.85	下1排
	Φ8		2300	50	50	45.43	@100/200(4)1跨13+24+13
	Φ8		1920	50	50	37.92	1跨13+24+13
	Φ8		520	54	54	11.09	
29#KL143 (1-2)	Φ25		11460	2	2	88.24	上1排(通长)
	Φ25		4010	3	3	46.32	上1排(支座1右)
	Φ25		3130	3	3	36.15	上2排(支座1右)
	Φ25		3970	3	3	45.85	上1排(支座2左)
	Φ20		3790	2	2	18.72	架立筋
	Φ12		10600	6	6	56.48	腰筋
	Φ25		11460	6	6	264.73	下1排
	Φ8		2300	62	62	56.33	@100/200(4)1跨13+36+13
	Φ8		1920	62	62	47.02	1跨13+36+13
	Φ8		520	72	72	14.79	
28#KL130 (1-2)	Φ25		4630	5	5	89.13	上1排(通长)
	Φ12		3960	6	6	21.1	腰筋
	Φ25		4630	5	5	89.13	下1排
	Φ8		2300	29	29	26.35	@100/200(4)1跨13+3+13

审核:

翻样: 杨仲兵

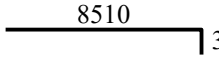
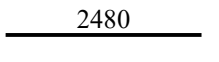
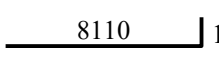
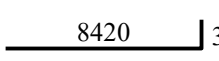
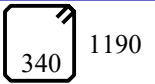
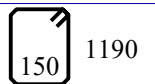
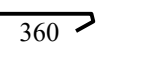
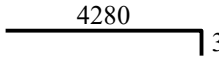
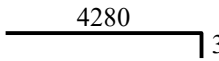
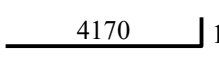
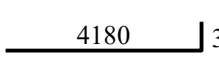
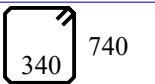
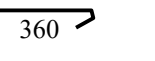
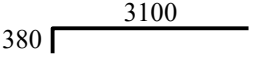
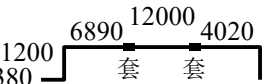
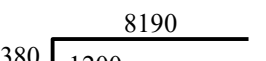
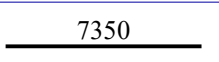
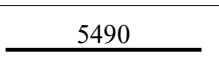
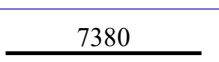
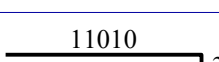
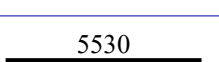
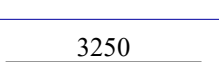
第 36 页,共94页 2022/1/18 星期二 8:57

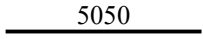
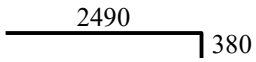
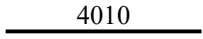
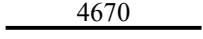
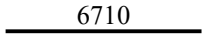
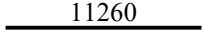
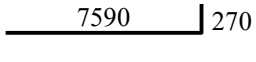
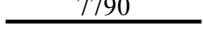
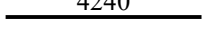
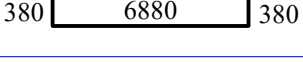
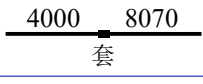
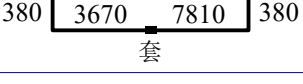
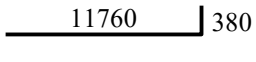
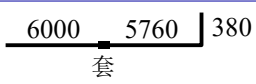
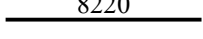
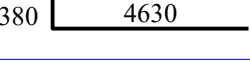
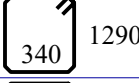
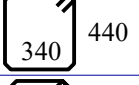
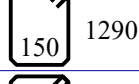
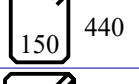
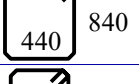
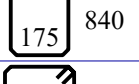
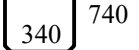
构件名称	级直别径	钢筋简图	下料 (mm)	根 件 数*数	总 根 数	重量 (kg)	备 注
	Φ8	 740	1920	29	29	21.99	1跨13+3+13
	Φ8	 360	520	21	21	4.31	
36#KL135 (1-2)	Φ25	380  3070	3400	5	5	65.45	上1排(通长)
	Φ25	380  3070	3400	2	2	26.18	上2排(通长)
	Φ12	 2690	2690	6	6	14.33	腰筋
	Φ25	380  3070	3400	4	4	52.36	下1排
	Φ10	 740	2340	19	19	27.43	@100(4)1跨19
	Φ10	 740	1960	19	19	22.98	1跨19
	Φ8	 360	520	27	27	5.55	
91#KL137 (1-2)	Φ25	380  5550	5880	4	4	90.55	上1排(支座1右)
	Φ25	380  3180	3510	3	3	40.54	上1排(支座1右)
	Φ25	380  4410 1100	5790	3	3	66.87	上1排(支座2左)
	Φ25	380  4710 1100	6090	1	1	23.45	上1排(支座2左)
	Φ25	 3350	3350	3	3	38.69	上1排(支座2左)
	Φ25	 2630	2630	5	5	50.63	上2排(支座2左)
	Φ14	 8890	8890	10	10	107.57	腰筋
	Φ25	380  9410	9740	3	3	112.5	下1排
	Φ25	380  9110	9440	7	7	254.41	下1排
	Φ8	 1190	3400	30	30	40.29	1跨@200/100,19+11
	Φ8	 690	2400	29	29	27.49	1跨@200/100,19+10
	Φ8	 1190	2870	30	30	34.01	1跨@200/100,19+11
	Φ8	 690	1870	29	29	21.42	1跨@200/100,19+10
	Φ8	 460	620	95	95	23.27	

审核:

翻样: 杨仲兵

第 37 页,共94页 2022/1/18 星期二 8:57

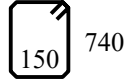
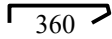
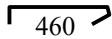
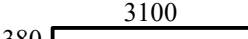
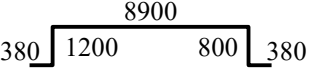
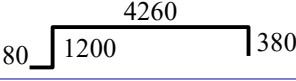
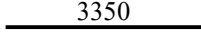
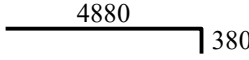
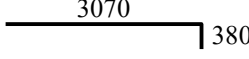
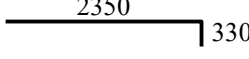
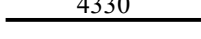
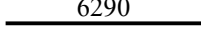
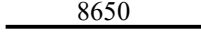
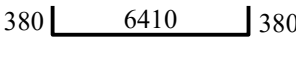
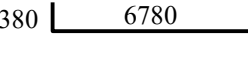
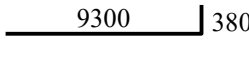
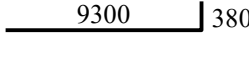
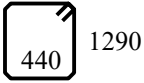

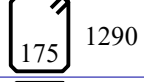



构件名称	级直别径	钢筋简图	下料 (mm)	根 件 数*数	总 根 数	重量 (kg)	备 注
100#KL149 (1-2)	Φ25		8840	5	5	170.17	上1排(通长)
	Φ25		2480	5	5	47.74	上2排(支座1右)
	Φ12		8270	10	10	73.44	腰筋
	Φ22		8710	6	6	155.73	下1排
	Φ10		3240	74	74	147.93	@100(4)1跨74
	Φ10		2860	74	74	130.58	1跨74
	Φ8		520	180	180	36.97	
96#KL144 (1-2)	Φ25		4610	6	6	106.49	上1排(通长)
	Φ25		4610	4	4	70.99	上2排(通长)
	Φ12		4330	6	6	23.07	腰筋
	Φ22		4470	5	5	66.6	下1排
	Φ10		2340	35	35	50.53	@100(2)1跨35
	Φ8		520	48	48	9.86	
112#KL163 (1-4) 1段	Φ25		3430	4	4	52.82	上1排(支座1右)
	Φ25		8370 12000 4350	2	2	190.34	上1排(支座2左-支座4) 长:22901
	Φ25		9670	2	2	74.46	上1排(支座2)
	Φ25		7350	2	2	56.59	上1排(支座2)
	Φ25		5490	5	5	105.68	上2排(支座2)
	Φ25		7380	3	3	85.24	上1排(支座3)
	Φ25		11340	2	2	87.32	上1排(支座3左-支座4)
	Φ25		5530	5	5	106.45	上2排(支座3)
	Φ25		3250	2	2	25.02	上2排(支座3左)1,(支座3 右)1

构件名称	级直别径	钢筋简图	下料 (mm)	根 件 数*数	总 根 数	重量 (kg)	备 注
	Φ25		5050	4	4	77.77	上1排(支座4-支座5)
	Φ25		2820	2	2	21.71	上1排(支座4左)
	Φ16		4010	2	2	12.67	架立筋(2跨)
	Φ12		4670	12	12	49.76	腰筋(1跨)
	Φ12		6710	4	4	23.83	腰筋(1跨)
	Φ12		11260	8	8	79.99	腰筋(2跨)
	Φ18		7820	4	4	62.56	腰筋(3跨)
	Φ18		7790	2	2	31.16	腰筋(3跨)
	Φ12		4240	6	6	22.59	腰筋(4跨)
	Φ25		7540	5	5	145.14	下1排(1跨)
	Φ25		4000 8070	3	3	139.41	下2排(2跨) 长:12065
	Φ25		4000 8140	1	1	46.74	下1排(2跨) 长:11475
	Φ25		12090	4	4	186.19	下1排(2跨)
	Φ25		6000 6090	3	3	139.64	下1排(2跨) 长:11762
	Φ25		8220	7	7	221.53	下1排(3跨)
	Φ25		4960	4	4	76.38	下1排(4跨)
	Φ8		3400	33	33	44.32	1跨@200/100,3+21+9
	Φ8		1700	17	17	11.42	@100(4)1跨17
	Φ8		3020	33	33	39.37	1跨@200/100,3+21+9
	Φ8		1320	17	17	8.86	1跨17
	Φ8		2700	66	66	70.39	@100/200(4)2跨14+38+14
	Φ8		2170	66	66	56.57	2跨14+38+14
	Φ10		2340	67	67	96.73	@100(4)3跨67

审核:

翻样: 杨仲兵

第 39 页,共94页 2022/1/18 星期二 8:57

构件名称	级直别径	钢筋简图	下料 (mm)	根 件 数*数	总 根 数	重量 (kg)	备 注
	Φ10	 740	1960	67	67	81.02	3跨67
	Φ8	 360	520	264	264	54.23	
	Φ8	 460	620	104	104	25.47	
103#KL152 (1-3)	Φ25	 3100	3430	6	6	79.23	上1排(支座1右)
	Φ25	 8900	11460	3	3	132.36	上1排(支座2)
	Φ25	 4260	6070	3	3	70.11	上1排(支座2左)
	Φ25	 3350	3350	2	2	25.8	上1排(支座2右)
	Φ25	 4880	5210	3	3	60.18	上1排(支座3左)
	Φ25	 3070	3400	1	1	13.09	上1排(支座3左)
	Φ22	 2350	2640	2	2	15.73	上2排(支座3左)
	Φ12	 4330	4330	8	8	30.76	腰筋(1跨)
	Φ12	 6290	6290	4	4	22.34	腰筋(1跨)
	Φ10	 8650	8650	10	10	53.37	腰筋(2跨)
	Φ25	 6410	7070	3	3	81.66	下1排(1跨)
	Φ25	 6780	7110	5	5	136.87	下1排(1跨)
	Φ25	 9300	9630	2	2	74.15	下2排(2跨)
	Φ25	 9300	9630	4	4	148.3	下1排(2跨)
	Φ8	 1290	3600	34	34	48.35	1跨@150/100,3+21+10
	Φ8	 440	1900	17	17	12.76	@100(4)1跨17
	Φ8	 1290	3070	34	34	41.23	1跨@150/100,3+21+10
	Φ8	 440	1370	17	17	9.2	1跨17
Φ10	 840	2340	29	29	41.87	2跨@150/100,21+8	
Φ10	 890	2440	38	38	57.21	2跨@150/100,21+17	

审核:

翻样: 杨仲兵

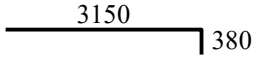
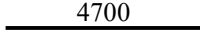
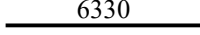
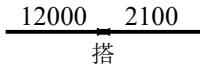
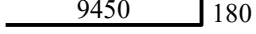
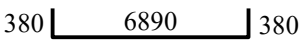
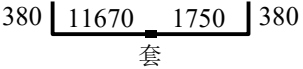

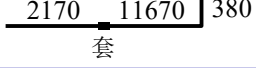
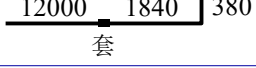
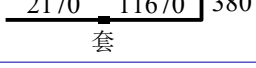
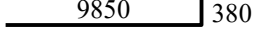
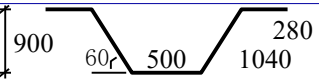







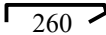
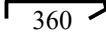

第 40 页,共94页 2022/1/18 星期二 8:57

构件名称	级直别径	钢筋简图	下料 (mm)	根 件 数*数	总 根 数	重量 (kg)	备 注
	Φ6		380	104	104	8.77	
	Φ8		620	216	216	52.9	
111#KL164 (1-2)	Φ25		7370	2	2	56.75	上1排(通长)
	Φ25		2700	4	4	41.58	上1排(支座1右)
	Φ25		2600	3	3	30.03	上1排(支座2左)
	Φ14		2370	2	2	5.74	架立筋
	Φ12		6350	6	6	33.83	腰筋
	Φ22		7280	4	4	86.78	下1排
	Φ8		2300	41	41	37.25	@100/200(4)1跨13+15+13
	Φ8		1920	41	41	31.09	1跨13+15+13
	Φ8		520	39	39	8.01	
114#KL167 (1-4)	Φ25		3430	4	4	52.82	上1排(支座1右)
	Φ25		8330 11390	2	2	151.84	上1排(支座2左-支座3) 长:17907
	Φ25		10420	2	2	80.23	上1排(支座2)
	Φ25		8750	2	2	67.38	上1排(支座2)
	Φ25		6560	4	4	101.02	上2排(支座2)
	Φ25		3770	3	3	43.54	上2排(支座2左)1,(支座3 右)2
	Φ25		4870	5	5	93.75	上1排(支座2右)1,(支座3 左)1,(支座3右)3
	Φ25		12000 2080	1	1	54.21	上1排(支座3左-支座4) 长:13745
	Φ25		2080 12000	1	1	54.21	上1排(支座3左-支座4) 长:13745
	Φ25		8770	2	2	67.53	上1排(支座3)
	Φ25		6570	1	1	25.29	上2排(支座3)
	Φ25		3800	2	2	29.26	上2排(支座3左)

审核:

翻样: 杨仲兵

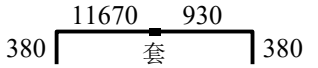
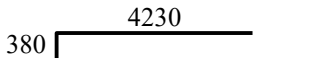
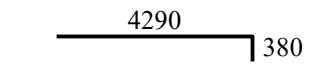
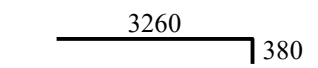
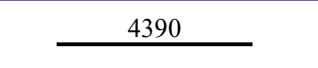
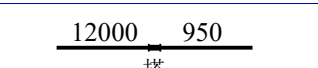
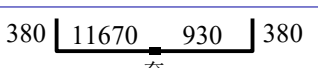
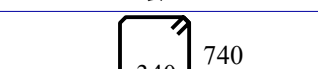

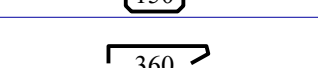
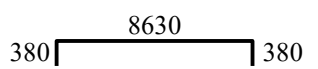
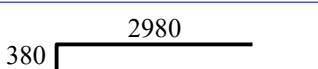
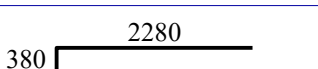
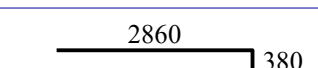
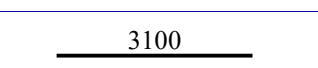
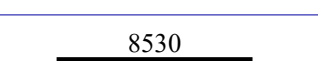

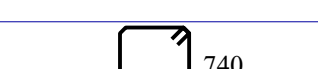


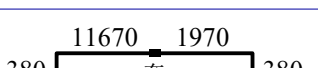
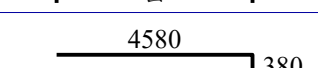
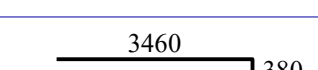
第 41 页,共94页 2022/1/18 星期二 8:57

构件名称	级直别径	钢筋简图	下料 (mm)	根 件 数*数	总 根 数	重量 (kg)	备 注
	Φ25		3480	2	2	26.8	上1排(支座4左)
	Φ16		4700	2	2	14.85	架立筋(2跨)
	Φ12		6330	10	10	56.21	腰筋(1跨)
	Φ14		12000 2100	8	8	136.49	腰筋(2跨) 长:13452 搭:650
	Φ12		9610	6	6	51.2	腰筋(3跨)
	Φ25		7550	6	6	174.4	下1排(1跨)
	Φ25		12000 2080	1	1	54.21	下2排(2跨) 长:13423
	Φ25		12000 2170	3	3	163.66	下2排(2跨) 长:13838
	Φ25		2170 12000	3	3	163.66	下2排(2跨) 长:13838
	Φ25		12000 2170	5	5	272.77	下1排(2跨) 长:13838
	Φ25		2170 12000	4	4	218.22	下1排(2跨) 长:13838
	Φ25		10180	5	5	195.96	下1排(3跨)
	Φ14		3110	2	2	7.53	(跨2)
	Φ8		3400	33	33	44.32	1跨@200/100,3+21+9
	Φ8		1700	17	17	11.42	@100(4)1跨17
	Φ8		3020	33	33	39.37	1跨@200/100,3+21+9
	Φ8		1320	17	17	8.86	1跨17
	Φ8		2900	82	82	93.93	@100/200(4)2跨 16+47+16+3
	Φ8		2370	82	82	76.76	2跨16+47+16+3
	Φ8		2100	87	87	72.17	@100(2)3跨87
	Φ6		380	129	129	10.88	
	Φ8		520	70	70	14.38	
	Φ8		620	124	124	30.37	

审核:

翻样: 杨仲兵

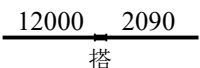
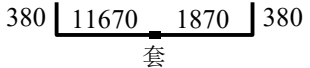
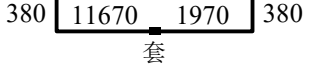


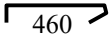
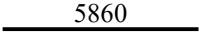
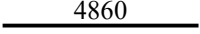
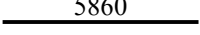


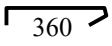
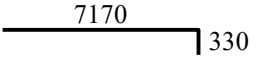
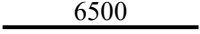
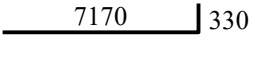


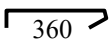
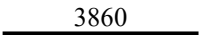
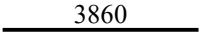

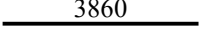
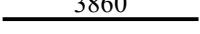
第 42 页,共94页 2022/1/18 星期二 8:57

构件名称	级直别径	钢筋简图	下料 (mm)	根 件 数*数	总 根 数	重量 (kg)	备 注
120#KL166 (1-2)	Φ25		12000 1260	2	2	102.1	上1排(通长) 长:12597
	Φ25		4560	2	2	35.11	上1排(支座1右)
	Φ25		4620	4	4	71.15	上1排(支座2左)
	Φ25		3590	5	5	69.11	上2排(支座2左)
	Φ20		4390	2	2	21.69	架立筋
	Φ12		12000 950	6	6	69	腰筋 长:12401 搭:550
	Φ25		12000 1260	7	7	357.36	下1排 长:12597
	Φ8		2300	71	71	64.5	@100/200(4)1跨13+45+13
	Φ8		1920	71	71	53.85	1跨13+45+13
	Φ8		520	84	84	17.25	
115#KL165 (1-2)	Φ25		9290	2	2	71.53	上1排(通长)
	Φ25		3310	4	4	50.97	上1排(支座1右)
	Φ25		2610	2	2	20.1	上2排(支座1右)
	Φ25		3190	3	3	36.84	上1排(支座2左)
	Φ14		3100	2	2	7.5	架立筋
	Φ12		8530	6	6	45.45	腰筋
	Φ25		9290	7	7	250.37	下1排
	Φ8		2300	52	52	47.24	@100/200(4)1跨13+26+13
	Φ8		1920	52	52	39.44	1跨13+26+13
	Φ8		520	57	57	11.71	
124#KL180 (1-2)	Φ25		12000 2300	4	4	220.22	上1排(通长) 长:13644
	Φ25		4910	3	3	56.71	上1排(支座2左)
	Φ25		3790	7	7	102.14	上2排(支座2左)

审核:

翻样: 杨仲兵

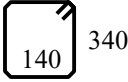
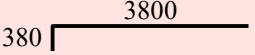
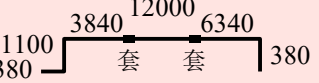
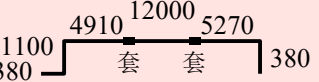
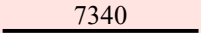
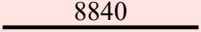
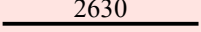
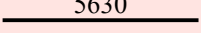
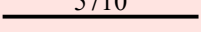
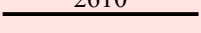
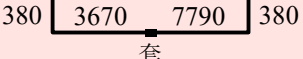
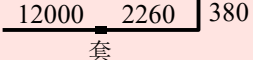
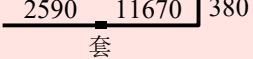
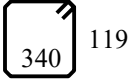
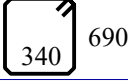
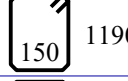
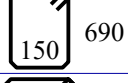
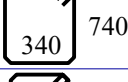
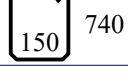
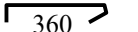
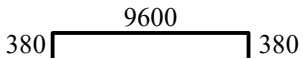
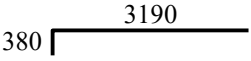
第 43 页,共94页 2022/1/18 星期二 8:57

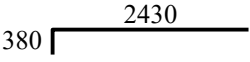
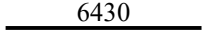
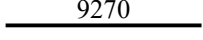
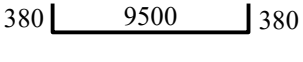
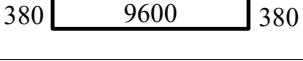
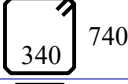
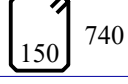
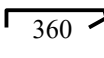
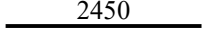
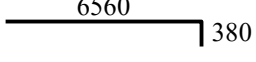
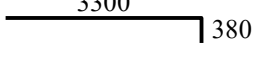
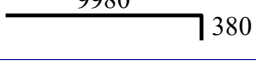
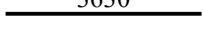
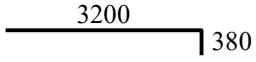
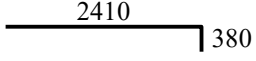
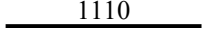
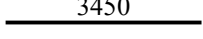

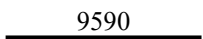
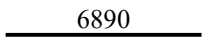
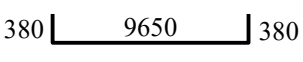
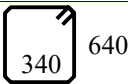
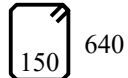
构件名称	级直径	钢筋简图	下料 (mm)	根 件 数*数	总 根 数	重量 (kg)	备 注
	Φ12		12000 2090	8	8	100.1	腰筋 长:13540 搭:550
	Φ25		12000 2200	3	3	164.01	下2排 长:13544
	Φ25		12000 2300	9	9	495.49	下1排 长:13644
	Φ8		2700	78	78	83.19	@100/200(4)1跨14+50+14
	Φ8		2170	78	78	66.86	1跨14+50+14
	Φ8		620	124	124	30.37	
127#KL178 (1-2)	Φ22		5860	4	4	69.85	上1排(通长)
	Φ12		4860	2	2	8.63	腰筋
	Φ22		5860	4	4	69.85	下1排
	Φ8		1900	32	32	24.02	@100/200(4)1跨10+12+10
	Φ8		1520	32	32	19.21	1跨10+12+10
	Φ8		520	11	11	2.26	
130#KL188 (1-2)	Φ22		7460	4	4	88.92	上1排(通长)
	Φ12		6500	4	4	23.09	腰筋
	Φ22		7460	4	4	88.92	下1排
	Φ8		2500	43	43	42.46	@100/200(4)1跨13+17+13
	Φ8		1980	43	43	33.63	1跨13+17+13
	Φ8		520	30	30	6.16	
56#KL184 (1-2)	Φ14		3860	2	2	9.34	上1排(通长)
	Φ14		3860	2	2	9.34	下1排
	Φ8		1100	22	22	9.56	@100/200(2)1跨7+8+7
139#KL203 (1-2)	Φ14		3860	2	2	9.34	上1排(通长)
	Φ14		3860	2	2	9.34	下1排

审核:

翻样: 杨仲兵

第 44 页,共94页 2022/1/18 星期二 8:57

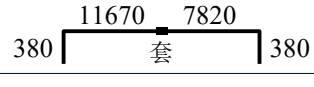
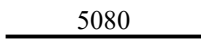
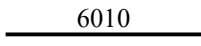
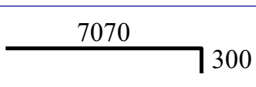
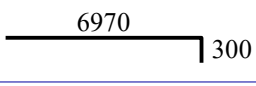
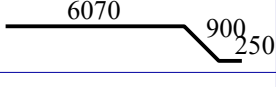
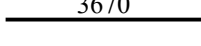
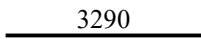
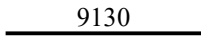
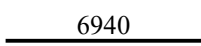
构件名称	级直别径	钢筋简图	下料 (mm)	根 件 数*数	总 根 数	重量 (kg)	备 注
	Φ8	 340	1100	22	22	9.56	@100/200(2)1跨7+8+7
137#KL195 (1-5)	Φ25	 380 3800	4130	5	5	79.5	上1排(支座1右)4,(支座1右)1
	Φ25	 1100 380 3840 12000 6340 380	5220 12000 6670	2	2	183.95	上1排(支座2左-支座5)长:22177
	Φ25	 1100 380 4910 12000 5270 380	6290 12000 5600	2	2	183.95	上1排(支座2左-支座5)长:22177
	Φ25	 7340	7340	1	1	28.26	上1排(支座2)
	Φ14	 8840	8840	10	10	106.96	腰筋(1跨)
	Φ14	 2630	2630	4	4	12.73	腰筋(1跨)
	Φ14	 5630	5630	6	6	40.87	腰筋(2跨)
	Φ16	 5710	5710	8	8	72.17	腰筋(3跨)
	Φ14	 2610	2610	6	6	18.95	腰筋(4跨)
	Φ25	 380 3670 7790 380	4000 8120	4	4	186.65	下1排(1跨)长:11462
	Φ25	 12000 2260 380	12000 2590	2	2	112.34	下1排(2跨-4跨)长:14262
Φ25	 2590 11670 380	2590 12000	2	2	112.34	下1排(2跨-4跨)长:14262	
	Φ10	 340 1190	3240	51	51	101.95	@100/200(4)1跨32+19
	Φ10	 340 690	2240	19	19	26.26	@100/200(4)1跨19
	Φ10	 150 1190	2860	51	51	90	1跨32+19
	Φ10	 150 690	1860	19	19	21.8	1跨19
	Φ8	 340 740	2300	91	91	82.67	@100(4)4跨18,2跨13+11+13,3跨13+10+13
	Φ8	 150 740	1920	91	91	69.01	4跨18,2跨13+11+13,3跨13+10+13
	Φ8	 360 520	520	301	301	61.83	
10#KL100 (1-2)	Φ25	 380 9600 380	10260	2	2	79	上1排(通长)
	Φ25	 380 3190	3520	3	3	40.66	上1排(支座1右)

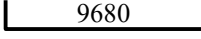
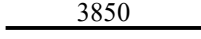










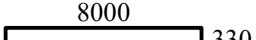
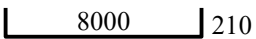
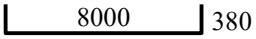



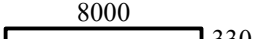
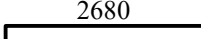
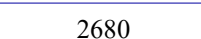


构件名称	级直别径	钢筋简图	下料 (mm)	根 件 数*数	总 根 数	重量 (kg)	备 注
	Φ25		2760	2	2	21.25	上2排(支座1右)
	Φ16		6430	2	2	20.32	上1排(支座2左)
	Φ12		9270	6	6	49.39	腰筋
	Φ25		10160	2	2	78.23	下2排
	Φ25		10260	7	7	276.51	下1排
	Φ8		2300	55	55	49.97	@100/200(4)1跨13+29+13
	Φ8		1920	55	55	41.71	1跨13+29+13
	Φ8		520	63	63	12.94	
12#KL101 (1-3)	Φ25		2450	3	3	28.3	上1排(支座1右)
	Φ25		6890	2	2	53.05	上1排(支座1-支座2)
	Φ25		3630	2	2	27.95	上1排(支座2左)
	Φ25		10310	2	2	79.39	上1排(支座2-支座3)
	Φ25		3630	2	2	27.95	上1排(支座2右)
	Φ25		3530	4	4	54.36	上1排(支座3左)
	Φ25		2740	3	3	31.65	上2排(支座3左)
	Φ14		1110	2	2	2.69	架立筋(1跨)
	Φ14		3450	2	2	8.35	架立筋(2跨)
	Φ12		6080	6	6	32.39	腰筋(1跨)
	Φ12		9590	6	6	51.1	腰筋(2跨)
	Φ25		6890	5	5	132.63	下1排(1跨)
	Φ25		10310	5	5	198.47	下1排(2跨)
	Φ8		2100	92	92	76.31	@100/200(4)1跨11+15+11,2跨11+33+11
	Φ8		1720	92	92	62.5	1跨11+15+11,2跨11+33+11

审核:

翻样: 杨仲兵

第 46 页,共94页 2022/1/18 星期二 8:57

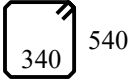
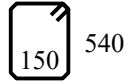
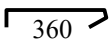
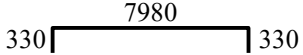
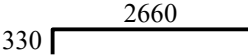
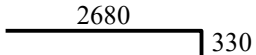
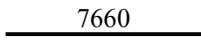
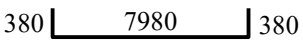
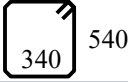
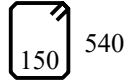
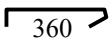
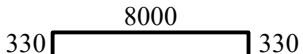
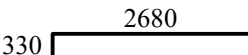
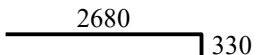
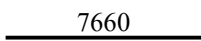
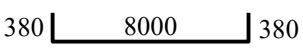
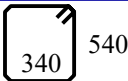
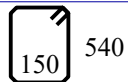

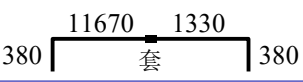
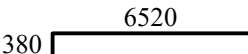
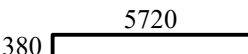
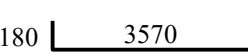
构件名称	级直别径	钢筋简图	下料 (mm)	根 件 数*数	总 根 数	重量 (kg)	备 注
	Φ8		520	102	102	20.95	
147#KL86 (1-4)	Φ25		3750 12000 11990	1	1	106.8	上1排(支座1-支座3右) 长:26128
	Φ25		12000 8150	1	1	77.58	上1排(支座1-支座3) 长:19488
	Φ25		3850	2	2	29.64	上1排(支座1右)
	Φ25		6760	4	4	104.1	上1排(支座2)
	Φ25		5080	5	5	97.79	上2排(支座2)
	Φ25		11130	1	1	42.85	上1排(支座3)
	Φ25		6010	3	3	69.42	上1排(支座3)
	Φ25		3480	1	1	13.4	上1排(支座3右)
	Φ25		7320	2	2	56.36	上1排(支座4左-右挑)1,(支 座4左-右挑)1
	Φ25		7220	2	2	55.59	上1排(支座4左-右挑)
	Φ25		7200	1	1	27.72	上1排(支座4左-右挑)
	Φ14		3670	2	2	8.88	架立筋(1跨)
	Φ14		2930	2	2	7.09	架立筋(2跨)
	Φ14		3290	2	2	7.96	架立筋(3跨)
	Φ14		12000 8040	6	6	145.49	腰筋(1跨-2跨) 长:19388 搭:650
	Φ12		9130	6	6	48.64	腰筋(3跨)
	Φ12		6940	4	4	24.65	腰筋(3跨)
	Φ12		3850	6	6	20.51	腰筋(右挑)
	Φ25		11060	5	5	212.9	下1排(1跨)
	Φ25		10020	1	1	38.58	下1排(2跨)
Φ25		9950	6	6	229.85	下1排(2跨)	

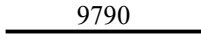
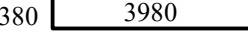
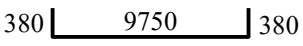


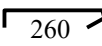
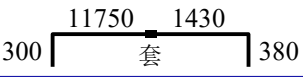
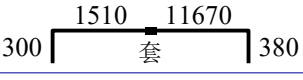
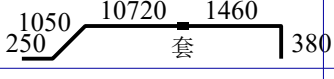
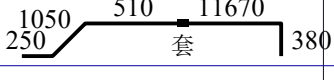
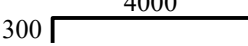
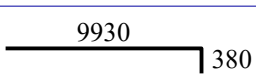
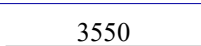
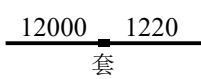
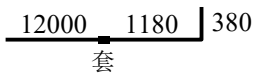
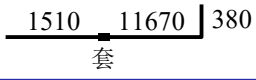


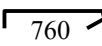
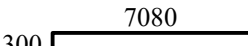
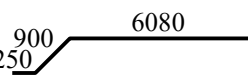
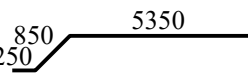
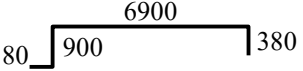
构件名称	级直别径	钢筋简图	下料 (mm)	根 件 数*数	总 根 数	重量 (kg)	备 注
	Φ25	380  9680	10010	5	5	192.69	下1排(3跨)
	Φ25	 3850	3850	4	4	59.29	下1排(右挑)
	Φ10	 640	2140	35	35	46.21	@100(4)右挑35
	Φ10	 640	1760	35	35	38.01	右挑35
	Φ8	 740	2500	115	115	113.56	@100/200(4)1跨13+34+13,2跨13+29+13
	Φ8	 740	1970	115	115	89.49	1跨13+34+13,2跨13+29+13
	Φ8	 1090	3000	42	42	49.77	@100/200(4)3跨18+24
	Φ8	 740	2300	18	18	16.35	@100/200(4)3跨18
	Φ8	 1090	2620	42	42	43.47	3跨18+24
	Φ8	 740	1920	18	18	13.65	3跨18
	Φ8	 360	520	248	248	50.94	
	Φ8	 460	620	129	129	31.59	
7#CKL4 (1-2)	Φ22	330  8000 330	8570	4	4	102.15	上1排(通长)
	Φ14	210  8000 210	8360	6	6	60.69	腰筋
	Φ25	380  8000 380	8660	8	8	266.73	下1排
	Φ8	 800	2420	73	73	69.78	@100(4)1跨73
	Φ8	 800	2040	73	73	58.82	1跨73
	Φ8	 360	520	108	108	22.18	
5#CKL3 (1-2)	Φ22	330  8000 330	8570	4	4	102.15	上1排(通长)
	Φ22	330  2680 330	2970	2	2	17.7	上1排(支座1右)
	Φ22	 2680 330	2970	2	2	17.7	上1排(支座2左)
	Φ12	 7660	7660	2	2	13.6	腰筋
	Φ25	380  8000 380	8660	8	8	266.73	下1排

审核:

翻样: 杨仲兵

第 48 页,共94页 2022/1/18 星期二 8:57

构件名称	级直别径	钢筋简图	下料 (mm)	根件 数*数	总 根数	重量 (kg)	备 注
	Φ8	 540	1900	73	73	54.79	@100(4)1跨73
	Φ8	 540	1520	73	73	43.83	1跨73
	Φ8	 360	520	36	36	7.39	
167#CKL2 (1-2)	Φ22	 7980	8550	4	4	101.92	上1排(通长)
	Φ22	 2660	2950	2	2	17.58	上1排(支座1右)
	Φ22	 2680	2970	2	2	17.7	上1排(支座2左)
	Φ12	 7660	7660	2	2	13.6	腰筋
	Φ25	 7980	8640	8	8	266.11	下1排
	Φ8	 540	1900	73	73	54.79	@100(4)1跨73
	Φ8	 540	1520	73	73	43.83	1跨73
	Φ8	 360	520	36	36	7.39	
164#CKL1 (1-2)	Φ22	 8000	8570	4*2	8	204.31	上1排(通长)
	Φ22	 2680	2970	2*2	4	35.4	上1排(支座1右)
	Φ22	 2680	2970	2*2	4	35.4	上1排(支座2左)
	Φ12	 7660	7660	2*2	4	27.21	腰筋
	Φ25	 8000	8660	8*2	16	533.46	下1排
	Φ8	 540	1900	73*2	146	109.57	@100(4)1跨73
	Φ8	 540	1520	73*2	146	87.66	1跨73
	Φ8	 360	520	36*2	72	14.79	
160#KL93 (1-3)	Φ25	 11670 1330 套	12000 1660	2	2	105.18	上1排(通长) 长:13001
	Φ25	 6520	6850	1	1	26.37	上1排(支座1-支座2右)
	Φ25	 5720	6050	3	3	69.88	上2排(支座1-支座2右)
	Φ12	 3570	3730	8	8	26.5	腰筋(1跨)

构件名称	级直别径	钢筋简图	下料 (mm)	根 件 数*数	总 根 数	重量 (kg)	备 注
	Φ12		9790	8	8	69.55	腰筋(2跨)
	Φ25		4310	2	2	33.19	下1排(1跨)
	Φ25		10410	3	3	120.24	下1排(2跨)
	Φ8		2600	30	30	30.81	@100(2)1跨30
	Φ8		3000	64	64	75.84	@100/200(2)2跨19+26+19
	Φ6		380	144	144	12.15	
163#KL92 (1-2)	Φ25		12000 1760	2	2	105.95	上1排(左挑-支座2) 长:13175
	Φ25		1760 12000	2	2	105.95	上1排(左挑-支座2) 长:13175
	Φ25		12000 1790	1	1	53.09	上1排(左挑-支座2) 长:12175
	Φ25		1780 12000	1	1	53.05	上1排(左挑-支座2) 长:12175
	Φ25		4250	4	4	65.45	上2排(左挑-支座1)
	Φ25		10260	3	3	118.5	上1排(支座1-支座2)
	Φ25		3550	1	1	13.67	上1排(支座1右)
	Φ18		12000 1220	6	6	158.64	腰筋(左挑-1跨) 长:13215
	Φ25		12000 1510	5	5	260.07	下1排(左挑-1跨) 长:13175
	Φ25		1510 12000	4	4	208.05	下1排(左挑-1跨) 长:13175
	Φ10		3140	118	118	228.61	@100(4)左挑32,1跨86
	Φ10		2210	118	118	160.9	左挑32,1跨86
	Φ8		920	171	171	62.14	
151#KL90 (1-2)	Φ25		7330	4*2	8	225.76	上1排(左挑-支座1右)2,(左挑-支座1右)2
	Φ25		7210	2*2	4	111.03	上1排(左挑-支座1右)
	Φ25		6430	3*2	6	148.53	上2排(左挑-支座1右)
	Φ25		8410	4*2	8	259.03	上1排(支座2左)2,(支座2左)2

审核:

翻样: 杨仲兵

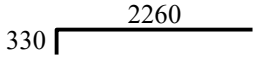
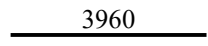
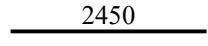
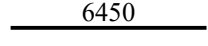
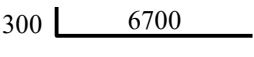
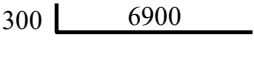
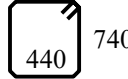
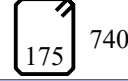
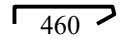
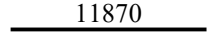
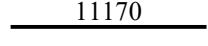
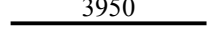
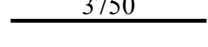
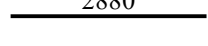
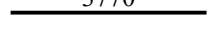
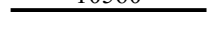


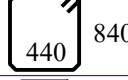
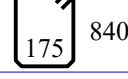
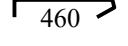
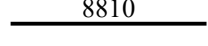
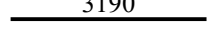
第 50 页,共94页 2022/1/18 星期二 8:57

构件名称	级直别径	钢筋简图	下料 (mm)	根 件 数*数	总 根 数	重量 (kg)	备 注
	Φ12		3850	6*2	12	41.03	腰筋(左挑)4,(左挑)2
	Φ12		9140	8*2	16	129.86	腰筋(1跨)
	Φ12		6960	2*2	4	24.72	腰筋(1跨)
	Φ22		3810	4*2	8	90.83	下1排(左挑)
	Φ22		9720	4*2	8	231.72	下1排(1跨)
	Φ8		2100	53*2	106	87.93	@100(4)左挑35,1跨18
	Φ8		1720	53*2	106	72.02	左挑35,1跨18
	Φ8		2800	67*2	134	148.2	@100(4)1跨67
	Φ8		2420	67*2	134	128.09	1跨67
	Φ8		520	212*2	424	87.09	
150#KL88 (1-2)	Φ20		2120	4	4	20.95	上1排(支座1右)
	Φ20		8410	2	2	41.55	上1排(支座2左)
	Φ20		2950	3	3	21.86	上1排(支座2左)
	Φ16		5570	2	2	17.6	架立筋
	Φ12		8040	10	10	71.4	腰筋
	Φ20		8540	5	5	105.47	下1排
	Φ8		3000	47	47	55.69	1跨@200/100,10+18+19
	Φ8		2100	7	7	5.81	@100(4)1跨7
	Φ8		2620	47	47	48.64	1跨@200/100,10+18+19
	Φ8		1720	7	7	4.76	1跨7
	Φ8		520	90	90	18.49	
138#KL207 (1-2)	Φ22		7260	1	1	21.63	上1排(通长)
	Φ22		7060	1	1	21.04	上1排(通长)

审核:

翻样: 杨仲兵

第 51 页,共94页 2022/1/18 星期二 8:57

构件名称	级直别径	钢筋简图	下料 (mm)	根 件 数*数	总 根 数	重量 (kg)	备 注
	Φ22	330 	2550	3	3	22.8	上1排(支座1右)
	Φ18		3960	2	2	15.84	上1排(1跨)
	Φ22		2450	5	5	36.51	上1排(支座2左)
	Φ14		6450	6	6	46.83	腰筋
	Φ20	300 	6960	3	3	51.57	下1排
	Φ20	300 	7160	2	2	35.37	下1排
	Φ8	 740	2500	41	41	40.49	@100/200(4)1跨13+15+13
	Φ8	 740	1970	41	41	31.9	1跨13+15+13
	Φ8		620	39	39	9.55	
135#KL194 (1-2)	Φ25		11870	1	1	45.7	上1排(通长)
	Φ25		11170	1	1	43	上1排(通长)
	Φ25		3950	4	4	60.83	上1排(支座1右)
	Φ25		3750	5	5	72.19	上1排(支座2左)
	Φ25		2880	3	3	33.26	上2排(支座2左)
	Φ18		3770	2	2	15.08	架立筋
	Φ12		10560	8	8	75.02	腰筋
	Φ25		11920	2	2	91.78	下2排
	Φ25		11170	9	9	387.04	下1排
	Φ8	 840	2700	63	63	67.19	@100/200(4)1跨14+35+14
	Φ8	 840	2170	63	63	54	1跨14+35+14
	Φ8		620	96	96	23.51	
	129#KL186 (1-3)	Φ25		8810	2	2	67.84
Φ25			3190	2	2	24.56	上1排(支座1右)

审核:

翻样: 杨仲兵

第 52 页,共94页 2022/1/18 星期二 8:57

构件名称	级直别径	钢筋简图	下料 (mm)	根 件 数*数	总 根 数	重量 (kg)	备 注
	Φ20		4840	2	2	23.91	上1排(1跨)
	Φ25		2890	8	8	89.01	上1排(支座2左)2,(支座2左)3,(支座2右)3
	Φ25		4520	4	4	69.61	上1排(支座2-支座3)1,(支座2-支座3)1,(支座2-支座3)2
	Φ14		8420	6	6	61.13	腰筋(1跨)
	Φ14		4330	6	6	31.44	腰筋(2跨)
	Φ25		8810	8	8	271.35	下1排(1跨)
	Φ20		4300	5	5	53.1	下1排(2跨)
	Φ14		2910	2	2	7.04	(跨1)
	Φ10		2540	84	84	131.64	@100/200(4)1跨13+25+13+3,2跨13+4+13
	Φ10		2010	84	84	104.17	1跨13+25+13+3,2跨13+4+13
	Φ8		620	54	54	13.22	
117#KL168 (1-2)	Φ25		8810	2	2	67.84	上1排(通长)
	Φ25		3190	4	4	49.13	上1排(支座1右)
	Φ25		2880	5	5	55.44	上1排(支座2左)
	Φ25		2210	2	2	17.02	上2排(支座2左)
	Φ14		3020	2	2	7.31	架立筋
	Φ14		8420	6	6	61.13	腰筋
	Φ25		8810	3	3	101.76	下2排
	Φ25		8810	9	9	305.27	下1排
	Φ10		2540	51	51	79.93	@100/200(4)1跨13+25+13
	Φ10		2010	51	51	63.25	1跨13+25+13
	Φ8		620	54	54	13.22	
108#KL79 (1-2)	Φ25		10100	2	2	77.77	上1排(通长)

审核:

翻样: 杨仲兵

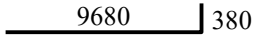
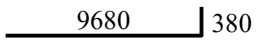
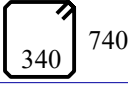
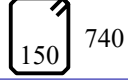
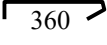
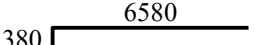
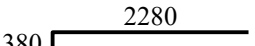
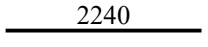
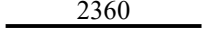
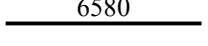
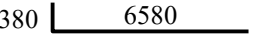
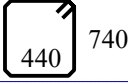
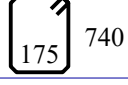

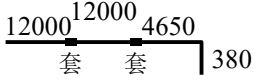
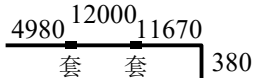
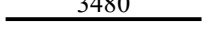
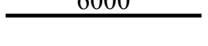
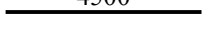
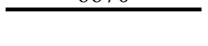


第 53 页,共94页 2022/1/18 星期二 8:57

构件名称	级直别径	钢筋简图	下料 (mm)	根 件 数*数	总 根 数	重量 (kg)	备 注
	Φ25		3530	3	3	40.77	上1排(支座1右)
	Φ25		2760	3	3	31.88	上2排(支座1右)
	Φ25		3530	3	3	40.77	上1排(支座2左)
	Φ25		2760	2	2	21.25	上2排(支座2左)
	Φ16		3350	2	2	10.59	架立筋
	Φ12		9290	6	6	49.5	腰筋
	Φ25		10100	6	6	233.31	下2排
	Φ25		10100	6	6	233.31	下1排
	Φ14		3010	2	2	7.28	(跨1)
	Φ8		2300	59	59	53.6	@100/200(4)1跨 13+30+13+3
	Φ8		1920	59	59	44.75	1跨13+30+13+3
	Φ8		520	63	63	12.94	
101#KL153 (1-2)	Φ25		2410	6	6	55.67	上1排(通长)
	Φ12		1860	6	6	9.91	腰筋
	Φ22		2330	6	6	41.66	下1排
	Φ8		2300	11	11	9.99	@100(4)1跨11
	Φ8		1920	11	11	8.34	1跨11
	Φ8		520	15	15	3.08	
90#KL76 (1-2)	Φ25		10010	2	2	77.08	上1排(通长)
	Φ25		3450	3	3	39.85	上1排(支座1右)
	Φ25		3590	4	4	55.29	上1排(支座2左)
	Φ16		3270	2	2	10.33	架立筋
	Φ12		9050	6	6	48.22	腰筋

审核:

翻样: 杨仲兵

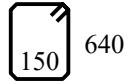
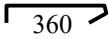
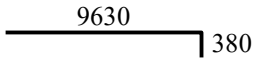
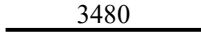
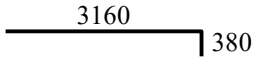
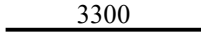
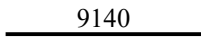
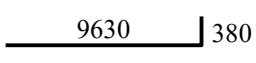
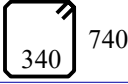
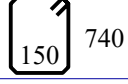
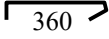
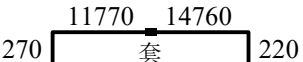
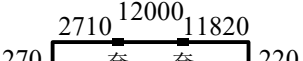
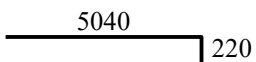
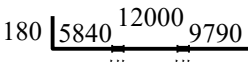
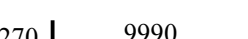

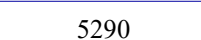
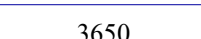
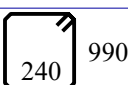
第 54 页,共94页 2022/1/18 星期二 8:57

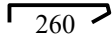
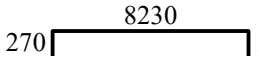
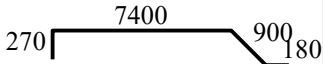
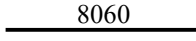
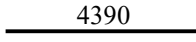
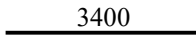
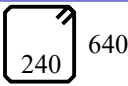
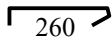
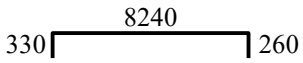
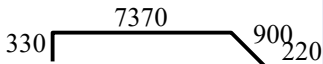


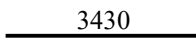
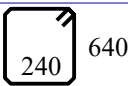
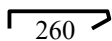
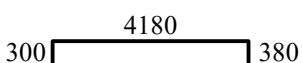
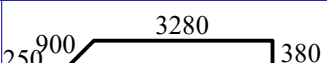
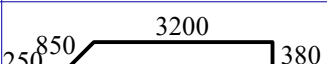
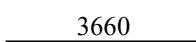
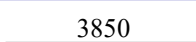
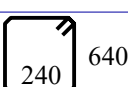
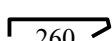

构件名称	级直别径	钢筋简图	下料 (mm)	根 件 数*数	总 根 数	重量 (kg)	备 注
	Φ25		10010	2	2	77.08	下2排
	Φ25		10010	7	7	269.77	下1排
	Φ8		2300	54	54	49.06	@100/200(4)1跨13+28+13
	Φ8		1920	54	54	40.95	1跨13+28+13
	Φ8		520	60	60	12.32	
95#KL142 (1-2)	Φ25		6910	2	2	53.21	上1排(通长)
	Φ25		2610	4	4	40.19	上1排(支座1右)
	Φ25		2240	2	2	17.25	上1排(支座2左)
	Φ14		2360	2	2	5.71	架立筋
	Φ16		6580	6	6	62.38	腰筋
	Φ25		6910	5	5	133.02	下1排
	Φ8		2500	41	41	40.49	@100/200(4)1跨13+15+13
	Φ8		1970	41	41	31.9	1跨13+15+13
	Φ8		620	39	39	9.55	
87#KL74 (1-4)	Φ25		12000 12000 4980	1	1	111.57	上1排(通长) 长:28646
	Φ25		4980 12000 12000	1	1	111.57	上1排(通长) 长:28646
	Φ25		3480	3	3	40.19	上1排(支座1右)
	Φ25		6000	5	5	115.5	上1排(支座2)
	Φ25		4500	2	2	34.65	上2排(支座2)
	Φ25		6670	5	5	128.4	上1排(支座3)
	Φ25		5000	5	5	96.25	上2排(支座3)
	Φ25		3830	2	2	29.49	上1排(支座4左)

构件名称	级直别径	钢筋简图	下料 (mm)	根 件 数*数	总 根 数	重量 (kg)	备 注
	Φ16		3300	2	2	10.43	架立筋(1跨)
	Φ16		2970	2	2	9.39	架立筋(2跨)
	Φ16		3640	2	2	11.5	架立筋(3跨)
	Φ14		12000 6910	4	4	91.52	腰筋(1跨-2跨) 长:18260 搭:650
	Φ14		12000 12000 5560	2	2	71.54	腰筋(通长) 长:28261 搭:650
	Φ14		10260	4	4	49.66	腰筋(3跨)
	Φ25		9950	8	8	306.46	下1排(1跨)
	Φ25		9950	2	2	76.61	下2排(2跨)
	Φ25		10010	8	8	308.31	下1排(2跨)
	Φ25		10980	6	6	253.64	下1排(3跨)
	Φ14		2910	2	2	7.04	(跨1)2
	Φ16		3090	2	2	9.76	(跨2)2
	Φ8		2500	116	116	114.55	@100/200(4)1跨 13+29+13+3,2跨 13+29+13+3
	Φ8		1970	116	116	90.27	1跨13+29+13+3,2跨 13+29+13+3
	Φ8		2300	58	58	52.69	@100/200(4)3跨11+36+11
	Φ8		1770	58	58	40.55	3跨11+36+11
	Φ8		620	189	189	46.29	
82#KL72 (1-2)	Φ20		6610	6	6	97.96	上1排(通长)
	Φ12		6110	6	6	32.55	腰筋
	Φ20		6610	6	6	97.96	下1排
	Φ8		2300	54	54	49.06	@100(4)1跨54
	Φ8		1920	54	54	40.95	1跨54

构件名称	级直别径	钢筋简图	下料 (mm)	根 件 数*数	总 根 数	重量 (kg)	备 注
	Φ8		520	78	78	16.02	
88#KL75 (1-3)	Φ25		12000 1430	2	2	103.41	上1排(通长) 长:12774
	Φ25		3860	2	2	29.72	上1排(支座1右)
	Φ25		6210	6	6	143.45	上1排(支座2左-支座3)
	Φ16		3670	2	2	11.6	架立筋(1跨)
	Φ14		12000 1580	6	6	98.59	腰筋(通长) 长:12751 搭:650
	Φ25		11080	8	8	341.26	下1排(1跨)
	Φ25		3510	4	4	54.05	下1排(2跨)
	Φ8		2500	81	81	79.99	@100(4)2跨21,1跨 13+34+13
	Φ8		1970	81	81	63.03	2跨21,1跨13+34+13
	Φ8		620	96	96	23.51	
40#KL220 (1-8)	Φ25		12000 12000 10850	4	4	536.69	上1排(通长) 长:34191
	Φ25		1780	3	3	20.56	上1排(支座1右)
	Φ25		1440	2	2	11.09	上2排(支座1右)
	Φ25		3430	3	3	39.62	上1排(支座2)
	Φ25		2550	2	2	19.64	上2排(支座2)
	Φ25		3410	6	6	78.77	上1排(支座3)3,(支座7)3
	Φ25		2540	4	4	39.12	上2排(支座3)2,(支座7)2
	Φ25		3510	3	3	40.54	上1排(支座4)
	Φ25		2630	2	2	20.25	上2排(支座4)
	Φ25		3450	3	3	39.85	上1排(支座5)
	Φ25		2580	2	2	19.87	上2排(支座5)

构件名称	级直别径	钢筋简图	下料 (mm)	根 件 数*数	总 根 数	重量 (kg)	备 注
	Φ25		3440	3	3	39.73	上1排(支座6)
	Φ25		2560	2	2	19.71	上2排(支座6)
	Φ25		1760	3	3	20.33	上1排(支座8左)
	Φ25		1420	2	2	10.93	上2排(支座8左)
	Φ16		12000 12000 10610	8	8	437.47	腰筋(通长) 长:34191
	Φ25		4970	8	8	153.08	下1排(1跨)
	Φ25		6180	24	24	571.03	下1排(2跨)8,(3跨)8,(5跨)8
	Φ25		6150	8	8	189.42	下1排(4跨)
	Φ25		6220	8	8	191.58	下1排(6跨)
	Φ25		5000	8	8	154	下1排(7跨)
	Φ14		3220	2	2	7.79	(跨5)
	Φ10		2940	264	264	478.89	@100/200(4)1跨16+1+16,2跨16+7+16,3跨16+7+16,4跨16+7+16,5跨16+7+16+3,6...
	Φ10		2410	264	264	392.56	1跨16+1+16,2跨16+7+16,3跨16+7+16,4跨16+7+16,5跨16+7+16+3,6跨16+7+16,7...
	Φ8		620	284	284	69.55	
145#KL85 (1-2)	Φ25		10010	2	2	77.08	上1排(通长)
	Φ25		3490	3	3	40.31	上1排(支座1右)
	Φ25		2740	4	4	42.2	上2排(支座1右)
	Φ25		3500	2	2	26.95	上1排(支座2左)
	Φ14		3320	2	2	8.03	架立筋
	Φ12		9190	6	6	48.96	腰筋
	Φ25		10010	6	6	231.23	下1排
	Φ8		2100	53	53	43.96	@100/200(4)1跨11+31+11

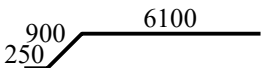
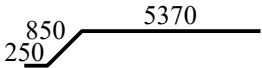
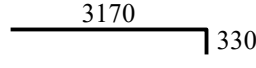
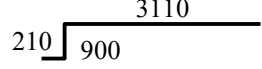
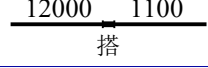
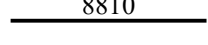
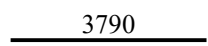
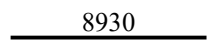
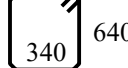
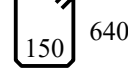
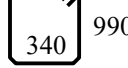
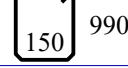
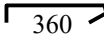
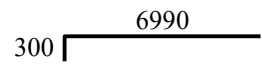
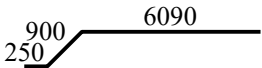
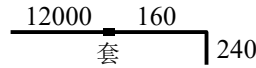
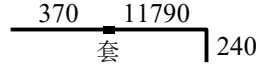
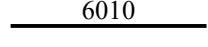
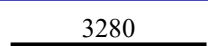
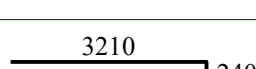
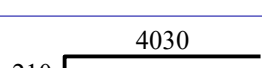
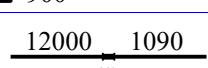
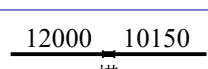
构件名称	级直别径	钢筋简图	下料 (mm)	根 件 数*数	总 根 数	重量 (kg)	备 注
	Φ8	 640	1720	53	53	36.01	1跨11+31+11
	Φ8	 360	520	60	60	12.32	
142#KL83 (1-2)	Φ25	 9630 380	9960	2	2	76.69	上1排(通长)
	Φ25	 3480	3480	3	3	40.19	上1排(支座1右)
	Φ25	 3160 380	3490	3	3	40.31	上1排(支座2左)
	Φ14	 3300	3300	2	2	7.99	架立筋
	Φ12	 9140	9140	6	6	48.7	腰筋
	Φ25	 9630 380	9960	6	6	230.08	下1排
	Φ8	 740	2300	55	55	49.97	@100/200(4)1跨13+29+13
	Φ8	 740	1920	55	55	41.71	1跨13+29+13
	Φ8	 360	520	60	60	12.32	
A5区次梁							
168#L88 (1-4)	Φ18	 11770 14760 220	12000 14940	2	2	107.76	上1排(支座1-右挑) 长:26525
	Φ18	 2710 12000 11820 220	2940 12000 12000	1	1	53.88	上1排(支座1-右挑) 长:26525
	Φ18	 5040 220	5220	1	1	10.44	上1排(支座4左-右挑)
	Φ12	 180 5840 12000 9790	6000 12000 9790	8	8	197.42	腰筋(1跨-右挑) 长:26525 搭:550
	Φ18	 270 9990	10220	3	3	61.32	下1排(1跨)
	Φ18	 9740	9740	3	3	58.44	下1排(2跨)
	Φ18	 5290	5290	3	3	31.74	下1排(3跨)
	Φ18	 3650	3650	3	3	21.9	下1排(右挑)
	Φ8	 990	2600	146	146	149.94	右挑@2/100,34,1跨47,2跨 44,3跨21

构件名称	级直别径	钢筋简图	下料 (mm)	根 件 数*数	总 根 数	重量 (kg)	备 注
	Φ6		380	272	272	22.95	
173#L91 (1-2)	Φ18		8650	2	2	34.6	上1排(支座1-右挑)
	Φ18		8700	2	2	34.8	上1排(支座1-右挑)
	Φ12		8060	4	4	28.63	腰筋(1跨-右挑)
	Φ18		4390	4	4	35.12	下1排(1跨)
	Φ18		3400	4	4	27.2	下1排(右挑)
	Φ8		1900	37	37	27.77	@200(2)1跨21,右挑16
	Φ6		380	32	32	2.7	
175#XL3 (1-2)	Φ22		8740	2	2	52.09	上1排(支座1-右挑)
	Φ22		8750	1	1	26.08	上1排(支座1-右挑)
	Φ12		8400	8	8	59.67	腰筋(1跨-右挑)
	Φ22		5330	3	3	47.65	下1排(1跨)
	Φ22		3430	3	3	30.66	下1排(右挑)
	Φ8		1900	71	71	53.29	@100(2)1跨40,右挑31
	Φ6		380	132	132	11.14	
291#XL2 (1)	Φ25		4760	2	2	36.65	上1排(左挑-支座1)
	Φ25		4740	2	2	36.5	上1排(左挑-支座1)
	Φ25		4610	4	4	70.99	上2排(左挑-支座1)
	Φ10		3660	6	6	13.55	腰筋
	Φ25		3850	3	3	44.47	下1排
	Φ8		1900	35	35	26.27	@100(2)左挑35
	Φ6		380	32	32	2.7	
289#L84 (1-2)	Φ25		7250	4	4	111.65	上1排(左挑-支座1右)

审核:

翻样: 杨仲兵

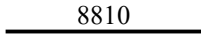
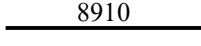
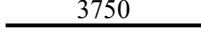
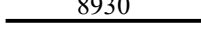
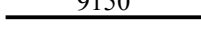









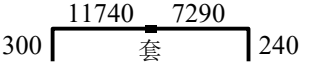
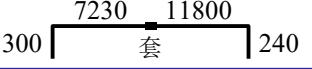
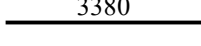
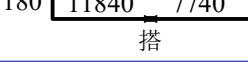
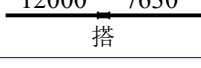
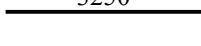
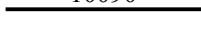


第 60 页,共94页 2022/1/18 星期二 8:57

构件名称	级直别径	钢筋简图	下料 (mm)	根 件 数*数	总 根 数	重量 (kg)	备 注
	Φ25		7230	1	1	27.84	上1排(左挑-支座1右)
	Φ25		6450	2	2	49.66	上2排(左挑-支座1右)
	Φ22		3460	4	4	41.24	上1排(支座2左)
	Φ14		4160	4	4	20.13	架立筋(1跨)
	Φ12		12000 1100	4	4	46.53	腰筋(左挑-1跨) 长:12915 搭:180
	Φ12		8810	4	4	31.29	腰筋(1跨)
	Φ20		3790	4	4	37.45	下1排(左挑)
	Φ20		8930	4	4	88.23	下1排(1跨)
	Φ8		2100	27	27	22.4	@200(4)左挑18,1跨9
	Φ8		1720	27	27	18.34	左挑18,1跨9
	Φ8		2800	34	34	37.6	@200(4)1跨34
	Φ8		2420	34	34	32.5	1跨34
	Φ8		520	96	96	19.72	
288#L83 (1-3)	Φ25		7240	4	4	111.5	上1排(左挑-支座1右)
	Φ25		7220	2	2	55.59	上1排(左挑-支座1右)
	Φ16		12000 370	1	1	19.54	上1排(支座2左-支座3) 长:12162
	Φ16		370 12000	1	1	19.54	上1排(支座2左-支座3) 长:12162
	Φ16		6010	3	3	28.49	上1排(支座2)
	Φ16		3280	3	3	15.55	上1排(支座2左)1,(支座2 右)2
	Φ16		3420	1	1	5.4	上1排(支座2左)
	Φ14		5080	4	4	24.59	架立筋(1跨)
	Φ12		12000 1090	2	2	23.25	腰筋(左挑-1跨) 长:12905 搭:180
	Φ12		12000 10150	2	2	39.34	腰筋(左挑-2跨) 长:21967 搭:180

审核:

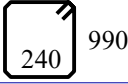
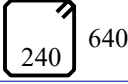
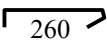
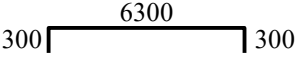
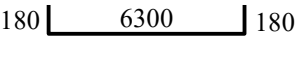
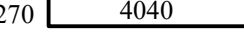
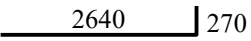
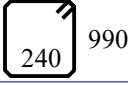
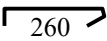
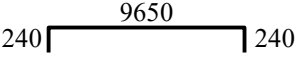
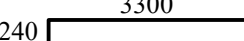
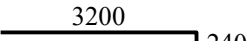
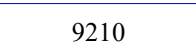
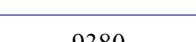


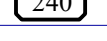

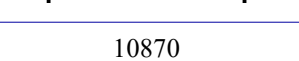
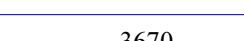



翻样: 杨仲兵

第 61 页,共94页 2022/1/18 星期二 8:57

构件名称	级直别径	钢筋简图	下料 (mm)	根 件 数*数	总 根 数	重量 (kg)	备 注
	Φ12		8810	4	4	31.29	腰筋(1跨)
	Φ12		8910	2	2	15.82	腰筋(2跨)
	Φ18		3750	4	4	30	下1排(左挑)
	Φ20		8930	5	5	110.29	下1排(1跨)
	Φ25		9150	4	4	140.91	下1排(2跨)
	Φ8		2100	35	35	29.03	@100(4)左挑35
	Φ8		1720	35	35	23.78	左挑35
	Φ8		2800	43	43	47.56	@200(4)1跨43
	Φ8		2420	43	43	41.1	1跨43
	Φ8		1900	44	44	33.02	@200(2)2跨44
	Φ6		380	42	42	3.54	
	Φ8		520	112	112	23	
172#L90 (1-3)	Φ20		4230	2	2	20.9	上1排(左挑-支座1)
	Φ20		4260	1	1	10.52	上1排(左挑-支座1)
	Φ20		12000 7490	2	2	96.28	上1排(支座1-右挑) 长:19025
	Φ20		7490 12000	1	1	48.14	上1排(支座1-右挑) 长:19025
	Φ12		3380	6	6	18.01	腰筋(左挑)
	Φ12		12000 7740	2	2	35.06	腰筋(1跨-右挑) 长:19025 搭:550
	Φ12		12000 7630	6	6	104.59	腰筋(1跨-右挑) 长:19075 搭:550
	Φ18		3250	3	3	19.5	下1排(左挑)
	Φ18		10090	3	3	60.54	下1排(1跨)
	Φ18		9390	3	3	56.34	下1排(2跨-右挑)
	Φ18		1050	3	3	6.3	下1排(右挑)

审核:

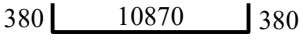
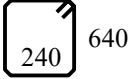
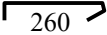
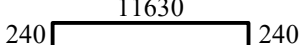
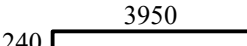
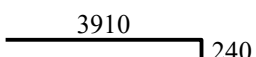

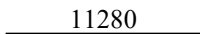
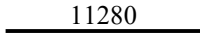
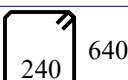
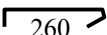
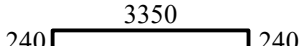
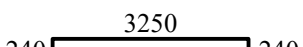

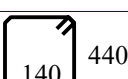
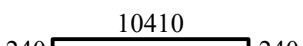
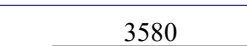

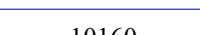
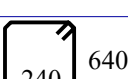

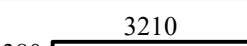

翻样: 杨仲兵

构件名称	级直别径	钢筋简图	下料 (mm)	根件 数*数	总 根数	重量 (kg)	备 注
	Φ8	 990	2600	95	95	97.57	右挑@200/100,8,1跨45,2跨42
	Φ8	 640	1900	16	16	12.01	@200(2)左挑16
	Φ6	 260	380	201	201	16.96	
285#XL1 (1-3)	Φ20	 300 6300 300	6820	4	4	67.38	上1排(通长)
	Φ12	 180 6300 180	6610	8	8	46.96	腰筋(通长)
	Φ18	 270 4040	4270	3	3	25.62	下1排(1跨)
	Φ18	 2640 270	2870	3	3	17.22	下1排(2跨)
	Φ8	 990	2600	50	50	51.35	@100(2)1跨32,2跨18
	Φ6	 260	380	92	92	7.76	
185#L97 (1-2)	Φ16	 240 9650 240	10070	2	2	31.82	上1排(通长)
	Φ16	 240 3300	3510	1	1	5.55	上1排(支座1右)
	Φ16	 3200 240	3410	1	1	5.39	上1排(支座2左)
	Φ12	 9210	9210	4	4	32.71	腰筋
	Φ22	 9380	9380	2	2	55.9	下2排
	Φ22	 9380	9380	4	4	111.81	下1排
	Φ8	 640	1900	45	45	33.77	@200(2)1跨45
	Φ6	 260	380	42	42	3.54	
179#L94 (1-2)	Φ16	 240 10960 240	11380	1	1	17.98	上1排(通长)
	Φ16	 240 10870 240	11290	1	1	17.84	上1排(通长)
	Φ16	 240 3670	3880	2	2	12.26	上1排(支座1右)
	Φ16	 3670 240	3880	2	2	12.26	上1排(支座2左)
	Φ12	 10760	10760	4	4	38.22	腰筋
	Φ25	 380 10770 380	11430	2	2	88.01	下2排

审核:

翻样: 杨仲兵

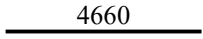
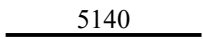
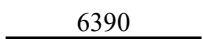
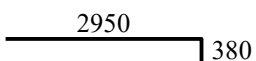
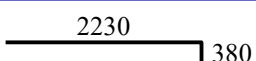
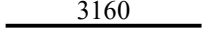
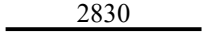
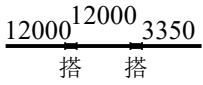
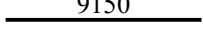
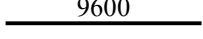
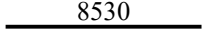
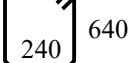
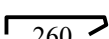
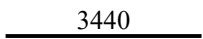
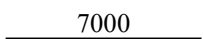

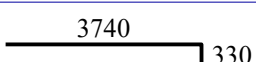
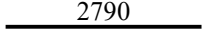
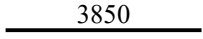
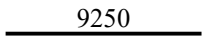
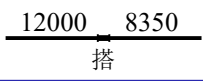
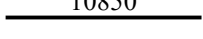
第 63 页,共94页 2022/1/18 星期二 8:57

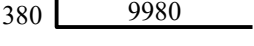
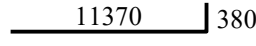

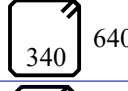
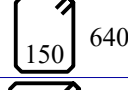
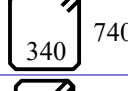
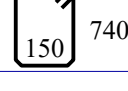
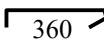
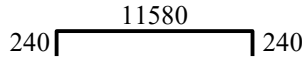
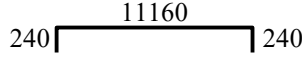
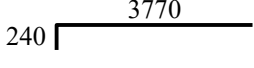
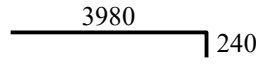
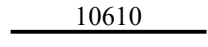
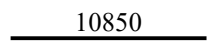
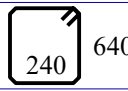
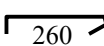
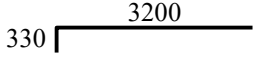
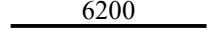
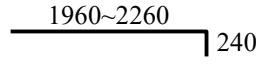
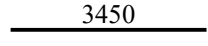
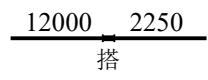
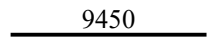
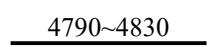
构件名称	级直别径	钢筋简图	下料 (mm)	根 件 数*数	总 根 数	重量 (kg)	备 注
	Φ25	380  380	11530	4	4	177.56	下1排
	Φ8	 240 640	1900	51	51	38.28	@200(2)1跨51
	Φ6	 260	380	48	48	4.05	
183#L99 (1-2)	Φ16	240  240	12050	2	2	38.08	上1排(通长)
	Φ16	240  240	4160	2	2	13.15	上1排(支座1右)
	Φ16	 240	4120	2	2	13.02	上1排(支座2左)
	Φ12	 11040	11040	4	4	39.21	腰筋
	Φ25	 11280	11280	2	2	86.86	下2排
	Φ25	 11280	11280	4	4	173.71	下1排
	Φ8	 240 640	1900	54	54	40.53	@200(2)1跨54
	Φ6	 260	380	52	52	4.39	
177#L94a (1-2)	Φ16	240  240	3770	3	3	17.87	上1排(通长)
	Φ16	240  240	3670	2	2	11.6	上2排(通长)
	Φ20	 3130	3130	2	2	15.46	下1排
	Φ8	 140 440	1300	27	27	13.86	@100(2)1跨27
199#L104 (1-2)	Φ16	240  240	10830	2	2	34.22	上1排(通长)
	Φ16	240  240	3790	2	2	11.98	上1排(支座1右)
	Φ12	 9920	9920	4	4	35.24	腰筋
	Φ25	 10160	10160	3	3	117.35	下1排
	Φ8	 240 640	1900	49	49	36.77	@200(2)1跨49
	Φ6	 260	380	46	46	3.88	
290#L85 (1-4)	Φ25	380  380	3540	4	4	54.52	上1排(支座1右)
	Φ25	 6280	6280	3	3	72.53	上1排(支座2)

审核:

翻样: 杨仲兵

第 64 页,共94页 2022/1/18 星期二 8:57

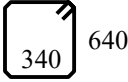
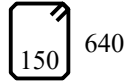
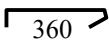
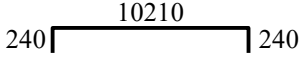
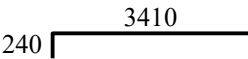
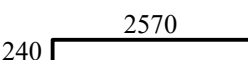
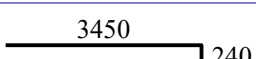
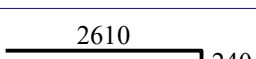
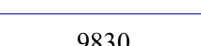

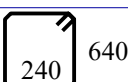
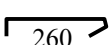
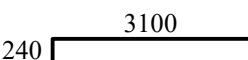
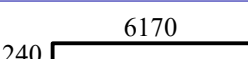
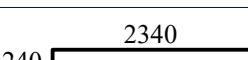
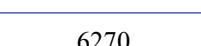

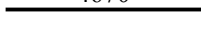
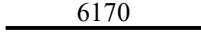
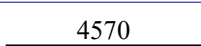
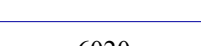

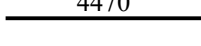
构件名称	级直别径	钢筋简图	下料 (mm)	根 件 数*数	总 根 数	重量 (kg)	备 注
	Φ25		4660	2	2	35.88	上2排(支座2)
	Φ18		5140	2	2	20.56	上1排(2跨)
	Φ25		6390	3	3	73.8	上1排(支座3)
	Φ25		3280	4	4	50.51	上1排(支座4左)
	Φ25		2560	4	4	39.42	上2排(支座4左)
	Φ14		3160	2	2	7.65	架立筋(1跨)
	Φ14		2830	2	2	6.85	架立筋(3跨)
	Φ12		12000 12000 3350	4	4	97.15	腰筋(通长) 长:26991 搭:180
	Φ25		9150	5	5	176.14	下1排(1跨)
	Φ20		9600	3	3	71.14	下1排(2跨)
	Φ20		8530	4	4	84.28	下1排(3跨)
	Φ8		1900	144	144	108.07	3跨@200/150,54,1跨44,2跨 46
	Φ6		380	138	138	11.64	
284#L82 (1-3)	Φ22		3440	6	6	61.51	上1排(支座1右)
	Φ25		7000	6	6	161.7	上1排(支座2)
	Φ25		5220	4	4	80.39	上2排(支座2)
	Φ22		4030	5	5	60.05	上1排(支座3左)
	Φ14		2790	4	4	13.5	架立筋(1跨)
	Φ14		3850	4	4	18.63	架立筋(2跨)
	Φ12		9250	4	4	32.86	腰筋(1跨)
	Φ12		12000 8350	2	2	36.14	腰筋(通长) 长:19796 搭:550
	Φ12		10850	4	4	38.54	腰筋(2跨)

构件名称	级直别径	钢筋简图	下料 (mm)	根 件 数*数	总 根 数	重量 (kg)	备 注
	Φ25	380  9980	10310	5	5	198.47	下1排(1跨)
	Φ25	 11370 380	11700	2	2	90.09	下2排(2跨)
	Φ25	380  10990 380	11650	6	6	269.11	下1排(2跨)
	Φ8	 640 340	2100	43	43	35.67	@200(4)1跨43
	Φ8	 640 150	1720	43	43	29.21	1跨43
	Φ8	 740 340	2300	51	51	46.33	@200(4)2跨51
	Φ8	 740 150	1920	51	51	38.68	2跨51
	Φ8	 360	520	132	132	27.11	
281#L80 (1-2)	Φ16	240  11580 240	12000	1	1	18.96	上1排(通长)
	Φ16	240  11160 240	11580	1	1	18.3	上1排(通长)
	Φ16	240  3770	3980	1	1	6.29	上1排(支座1右)
	Φ16	 3980 240	4190	1	1	6.62	上1排(支座2左)
	Φ12	 10610	10610	4	4	37.69	腰筋
	Φ25	 10850	10850	5	5	208.86	下1排
	Φ8	 640 240	1900	52	52	39.03	@200(2)1跨52
	Φ6	 260	380	50	50	4.22	
275#L79 (1-3)	Φ22	330  3200	3490	6	6	62.4	上1排(支座1右)
	Φ22	 6200	6200	4	4	73.9	上1排(支座2)
	Φ16	 1960~2260 240	2168 ~2468	6	6	21.97	△60mm,上1排(支座3左)
	Φ14	 3450	3450	4	4	16.7	架立筋(1跨)
	Φ12	 12000 2250 搭	12000 2250	4	4	50.62	腰筋(通长) 长:14068 搭:180
	Φ25	 9450	9450	5	5	181.91	下1排(1跨)
	Φ18	 4790~4830	4790 ~4830	4	4	38.48	△13mm,下1排(2跨)

审核:

翻样: 杨仲兵

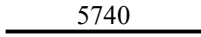
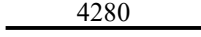
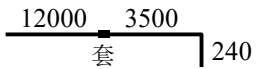
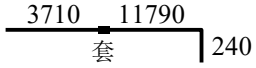
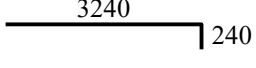
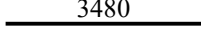
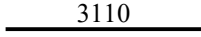
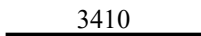

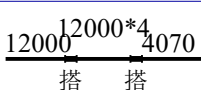
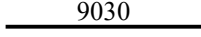
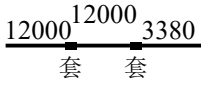
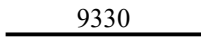

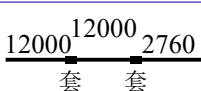

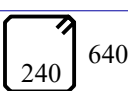
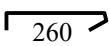
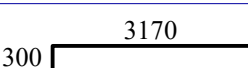
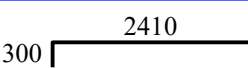
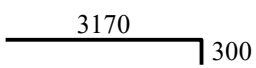
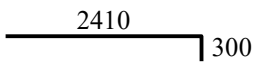
第 66 页,共94页 2022/1/18 星期二 8:57

构件名称	级直别径	钢筋简图	下料 (mm)	根 件 数*数	总 根 数	重量 (kg)	备 注
	Φ8	 640	2100	68	68	56.41	@200(4)1跨45,2跨23
	Φ8	 640	1720	68	68	46.2	1跨45,2跨23
	Φ8	 360	520	62	62	12.73	
270#L77 (1-2)	Φ16	 10210	10630	2	2	33.59	上1排(通长)
	Φ16	 3410	3620	2	2	11.44	上1排(支座1右)
	Φ16	 2570	2780	4	4	17.57	上2排(支座1右)
	Φ16	 3450	3660	1	1	5.78	上1排(支座2左)
	Φ16	 2610	2820	2	2	8.91	上2排(支座2左)
	Φ12	 9830	9830	4	4	34.92	腰筋
	Φ22	 10000	10000	4	4	119.2	下1排
	Φ8	 640	1900	48	48	36.02	@200(2)1跨48
	Φ6	 260	380	46	46	3.88	
	174#L92 (1-8)	Φ16	 3100	3310	2	2	10.46
Φ16		 6170	6380	2	2	20.16	上1排(支座1右)
Φ16		 2340	2550	2	2	8.06	上2排(支座1右)
Φ20		 6270	6270	3	3	46.46	上1排(支座2)
Φ20		 4670	4670	2	2	23.07	上2排(支座2)
Φ20		 6170	6170	3	3	45.72	上1排(支座3)
Φ20		 4570	4570	2	2	22.58	上2排(支座3)
Φ25		 6020	6020	3	3	69.53	上1排(支座4)
Φ25		 4470	4470	3	3	51.63	上2排(支座4)
Φ25		 6120	6120	3	3	70.69	上1排(支座5)
Φ25		 4560	4560	3	3	52.67	上2排(支座5)

审核:

翻样: 杨仲兵

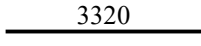
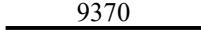
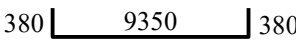
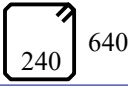
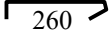
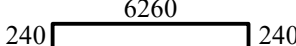
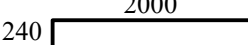
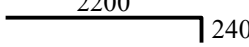
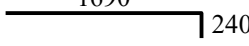
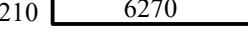
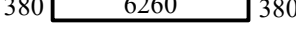
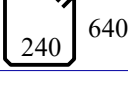

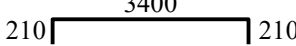
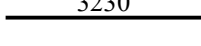
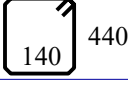






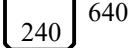
第 67 页,共94页 2022/1/18 星期二 8:57

构件名称	级直别径	钢筋简图	下料 (mm)	根 件 数*数	总 根 数	重量 (kg)	备 注
	Φ22		5740	3	3	51.32	上1排(支座6)
	Φ22		4280	3	3	38.26	上2排(支座6)
	Φ16		12000 3710	1	1	24.82	上1排(支座7左-支座8) 长:15501
	Φ16		3710 12000	1	1	24.82	上1排(支座7左-支座8) 长:15501
	Φ16		3450	2	2	10.9	上1排(支座8左)
	Φ16		3480	2	2	11	架立筋(2跨)
	Φ16		3110	2	2	9.83	架立筋(3跨)
	Φ16		3410	2	2	10.78	架立筋(4跨)
	Φ16		3030	2	2	9.57	架立筋(5跨)
	Φ12		12000 12000*4 4070	4	4	227.58	腰筋(通长) 长:63166 搭:180
	Φ20		9030	1	1	22.3	下1排(1跨)
	Φ20		12000 12000 3380	3	3	202.89	下1排(1跨-3跨) 长:27380
	Φ25		9330	5	5	179.6	下1排(4跨)
	Φ20		8640	1	1	21.34	下1排(5跨)
	Φ20		12000 12000 2760	3	3	198.29	下1排(5跨-7跨) 长:26757
	Φ20		9460	1	1	23.37	下1排(7跨)
	Φ8		1900	306	306	229.65	@200(2)1跨44,2跨46,3跨 43,4跨44,5跨42,6跨41,7跨 46
	Φ6		380	294	294	24.8	
170#L89 (1-2)	Φ20		3430	4	4	33.89	上1排(支座1右)
	Φ20		2670	2	2	13.19	上2排(支座1右)
	Φ20		3430	4	4	33.89	上1排(支座2左)
	Φ20		2670	2	2	13.19	上2排(支座2左)

审核:

翻样: 杨仲兵

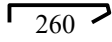
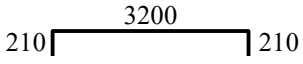
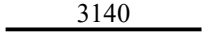
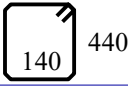
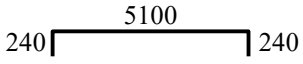
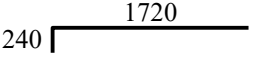
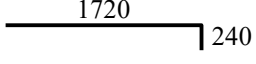
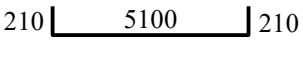
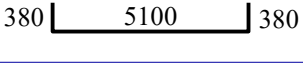
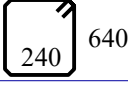

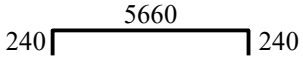
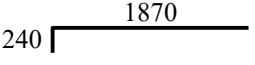
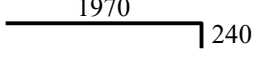
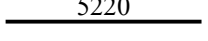
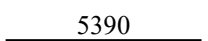
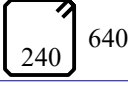

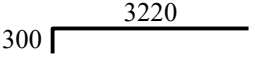
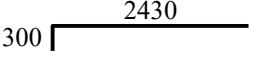
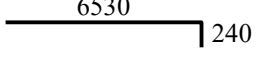
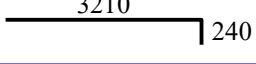
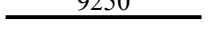
第 68 页,共94页 2022/1/18 星期二 8:57

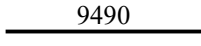
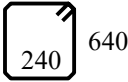

构件名称	级直别径	钢筋简图	下料 (mm)	根 件 数*数	总 根 数	重量 (kg)	备 注
	Φ16		3320	2	2	10.49	架立筋
	Φ14		9370	4	4	45.35	腰筋
	Φ25		10010	4	4	154.15	下1排
	Φ8		1900	43	43	32.27	@200(2)1跨43
	Φ6		380	40	40	3.37	
169#L178 (1-2)	Φ16		6680	2	2	21.11	上1排(通长)
	Φ16		2210	2	2	6.98	上1排(支座1右)
	Φ16		2410	2	2	7.62	上1排(支座2左)
	Φ16		1900	2	2	6	上2排(支座2左)
	Φ14		6450	4	4	31.22	腰筋
	Φ25		6920	3	3	79.93	下1排
	Φ8		1900	38	38	28.52	@150(2)1跨38
	Φ6		380	36	36	3.04	
171#L179 (1-2)	Φ14		3760	2	2	9.1	上1排(通长)
	Φ18		3230	2	2	12.92	下1排
	Φ8		1300	15	15	7.7	@200(2)1跨15
265#L76 (1-2)	Φ16		8680	2	2	27.43	上1排(通长)
	Φ16		2880	1	1	4.55	上1排(支座1右)
	Φ16		2200	3	3	10.43	上2排(支座1右)
	Φ16		3080	1	1	4.87	上1排(支座2左)
	Φ12		8370	4	4	29.73	腰筋
	Φ20		8780	4	4	86.75	下1排
	Φ8		1900	39	39	29.27	@200(2)1跨39

审核:

翻样: 杨仲兵

第 69 页,共94页 2022/1/18 星期二 8:57

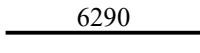
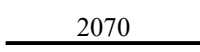
构件名称	级直别径	钢筋简图	下料 (mm)	根 件 数*数	总 根 数	重量 (kg)	备 注
	Φ6		380	36	36	3.04	
L181 (1-2)	Φ14		3560	3	3	12.92	上1排(通长)
	Φ22		3140	3	3	28.07	下1排
	Φ8		1300	26	26	13.35	@100(2)1跨26
256#L180 (1-2)	Φ16		5520	2	2	17.44	上1排(通长)
	Φ16		1930	2	2	6.1	上1排(支座1右)
	Φ16		1930	2	2	6.1	上1排(支座2左)
	Φ14		5460	4	4	26.43	腰筋
	Φ25		5760	5	5	110.88	下1排
	Φ8		1900	30	30	22.52	@150(2)1跨30
	Φ6		380	28	28	2.36	
257#L74 (1-2)	Φ16		6080	2	2	19.21	上1排(通长)
	Φ16		2080	2	2	6.57	上1排(支座1右)
	Φ16		2180	2	2	6.89	上1排(支座2左)
	Φ12		5220	4	4	18.54	腰筋
	Φ22		5390	3	3	48.19	下1排
	Φ8		1900	25	25	18.76	@200(2)1跨25
	Φ6		380	22	22	1.86	
253#L72 (1-2)	Φ20		3480	3	3	25.79	上1排(支座1右)
	Φ20		2690	3	3	19.93	上2排(支座1右)
	Φ16		6740	2	2	21.3	上1排(支座2左)
	Φ16		3420	1	1	5.4	上1排(支座2左)
	Φ12		9250	4	4	32.86	腰筋

构件名称	级直别径	钢筋简图	下料 (mm)	根 件 数*数	总 根 数	重量 (kg)	备 注
	Φ25		9490	4	4	146.15	下1排
	Φ8		1900	45	45	33.77	@200(2)1跨45
	Φ6		380	42	42	3.54	
181#L95 (1-3)	Φ16		3310	6	6	31.38	上1排(支座1右)
	Φ25		7710	6	6	178.1	上1排(支座2)
	Φ16		4270	8	8	53.97	上1排(支座3左)
	Φ14		2490	4	4	12.05	架立筋(1跨)
	Φ14		4210	4	4	20.38	架立筋(2跨)
	Φ12		12000 8710	4	4	73.56	腰筋(通长) 长:20528 搭:180
	Φ25		12000 8770	4	4	319.86	下1排(通长) 长:20768
	Φ8		2100	100	100	82.95	@200(4)1跨44,2跨56
	Φ8		1720	100	100	67.94	1跨44,2跨56
	Φ8		520	96	96	19.72	
249#L69 (1-3)	Φ18		3430	6	6	41.16	上1排(支座1右)
	Φ22		7400	7	7	154.36	上1排(支座2)
	Φ18		4150	6	6	49.8	上1排(支座3左)
	Φ14		2850	4	4	13.79	架立筋(1跨)
	Φ14		4050	4	4	19.6	架立筋(2跨)
	Φ12		12000 8540	4	4	72.96	腰筋(通长) 长:20360 搭:180
	Φ20		9330	5	5	115.23	下1排(1跨)
	Φ22		11180	5	5	166.58	下1排(2跨)
	Φ8		2100	99	99	82.12	@200(4)1跨45,2跨54
	Φ8		1720	99	99	67.26	1跨45,2跨54

审核:

翻样: 杨仲兵

第 71 页,共94页 2022/1/18 星期二 8:57

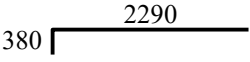
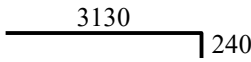
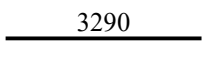
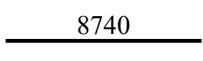
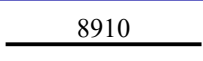
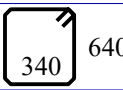
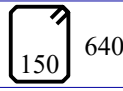
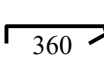
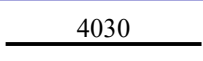
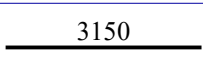
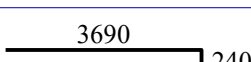
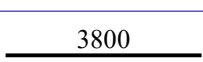
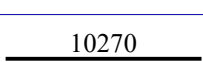
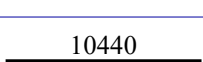
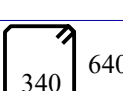
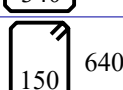
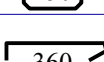
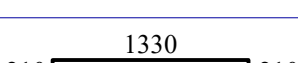

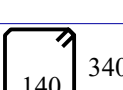
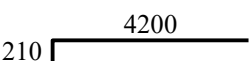
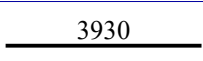
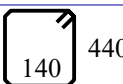
构件名称	级直别径	钢筋简图	下料 (mm)	根 件 数*数	总 根 数	重量 (kg)	备 注
	Φ8		520	94	94	19.31	
244#L68 (1-8)	Φ16		6740	2	2	21.3	上1排(支座1右)
	Φ16		3430	1	1	5.42	上1排(支座1右)
	Φ16		2640	3	3	12.51	上2排(支座1右)
	Φ22		6130	4	4	73.07	上1排(支座2)
	Φ22		6290	7	7	131.21	上1排(支座3)4,(支座4)3
	Φ22		5690	4	4	67.82	上1排(支座5)
	Φ22		5790	4	4	69.02	上1排(支座6)
	Φ22		7990	4	4	95.24	上1排(支座7)
	Φ22		4370	4	4	52.09	上1排(支座8左)
	Φ22		3360	4	4	40.05	上2排(支座8左)
	Φ16		3090	2	2	9.76	架立筋(2跨)
	Φ16		3490	2	2	11.03	架立筋(3跨)
	Φ16		2990	2	2	9.45	架立筋(4跨)
	Φ16		3250	2	2	10.27	架立筋(5跨)
	Φ16		2070	2	2	6.54	架立筋(6跨)
	Φ16		4330	2	2	13.68	架立筋(7跨)
	Φ12		12000 12000*4 6610	4	4	236.6	腰筋(通长) 长:65710 搭:180
	Φ25		9500	3	3	109.72	下1排(1跨)
	Φ22		12000 12000*2 8560	3	3	398.37	下1排(2跨-6跨) 长:44560
	Φ25		4000 8080	4	4	186.03	下1排(7跨) 长:12080
Φ8		1900	318	318	238.66	@200(2)1跨45,2跨44,3跨 46,4跨42,5跨42,6跨41,7跨 58	

构件名称	级直别径	钢筋简图	下料 (mm)	根 件 数*数	总 根 数	重量 (kg)	备 注
	Φ6		380	306	306	25.81	
189#L101 (1-3)	Φ25		3430	6	6	79.23	上1排(支座1右)
	Φ25		2670	4	4	41.12	上2排(支座1右)
	Φ25		6000	4	4	92.4	上1排(支座2)
	Φ16		2500	6	6	23.7	上1排(支座3左)
	Φ14		3350	4	4	16.21	架立筋(1跨)
	Φ14		760	4	4	3.68	架立筋(2跨)
	Φ12		12000 2250	4	4	50.62	腰筋(通长) 长:14068 搭:180
	Φ22		9080	5	5	135.29	下1排(1跨)
	Φ22		5190	4	4	61.86	下1排(2跨)
	Φ8		2100	68	68	56.41	@200(4)1跨44,2跨24
	Φ8		1720	68	68	46.2	1跨44,2跨24
	Φ8		520	64	64	13.15	
197#L105 (1-2)	Φ25		3780	6	6	87.32	上1排(支座1右)
	Φ25		2930	4	4	45.12	上2排(支座1右)
	Φ16		3860	6	6	36.59	上1排(支座2左)
	Φ14		3700	4	4	17.91	架立筋
	Φ12		9950	4	4	35.34	腰筋
	Φ22		10280	5	5	153.17	下1排
	Φ8		2100	49	49	40.65	@200(4)1跨49
	Φ8		1720	49	49	33.29	1跨49
	Φ8		520	46	46	9.45	
206#L108 (1-2)	Φ25		3370	5	5	64.87	上1排(支座1右)

审核:

翻样: 杨仲兵

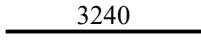
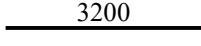
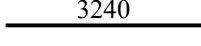
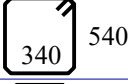
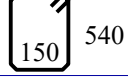
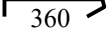
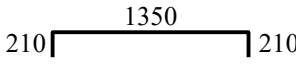
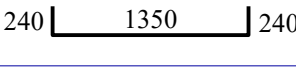
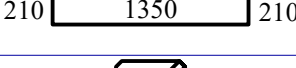
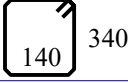
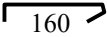
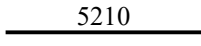
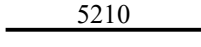
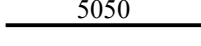
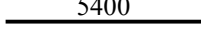
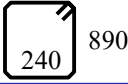
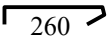
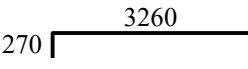
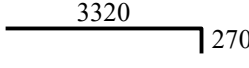
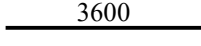
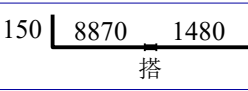
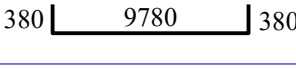
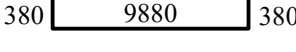
第 73 页,共94页 2022/1/18 星期二 8:57

构件名称	级直别径	钢筋简图	下料 (mm)	根 件 数*数	总 根 数	重量 (kg)	备 注
	Φ25		2620	4	4	40.35	上2排(支座1右)
	Φ16		3340	6	6	31.66	上1排(支座2左)
	Φ14		3290	4	4	15.92	架立筋
	Φ12		8740	4	4	31.04	腰筋
	Φ22		8910	5	5	132.76	下1排
	Φ8		2100	43	43	35.67	@200(4)1跨43
	Φ8		1720	43	43	29.21	1跨43
	Φ8		520	40	40	8.22	
216#L111 (1-2)	Φ25		4030	5	5	77.58	上1排(支座1右)
	Φ25		3150	2	2	24.25	上2排(支座1右)
	Φ16		3900	6	6	36.97	上1排(支座2左)
	Φ14		3800	4	4	18.39	架立筋
	Φ12		10270	4	4	36.48	腰筋
	Φ22		10440	5	5	155.56	下1排
	Φ8		2100	50	50	41.48	@200(4)1跨50
	Φ8		1720	50	50	33.97	1跨50
	Φ8		520	48	48	9.86	
245#L125 (1-2)	Φ14		1690	2	2	4.09	上1排(通长)
	Φ14		1690	2	2	4.09	下1排
	Φ8		1100	6	6	2.61	@200(2)1跨6
247#L126 (1-2)	Φ14		4380	2	2	10.6	上1排(通长)
	Φ22		3930	2	2	23.42	下1排
	Φ8		1300	34	34	17.46	@100(2)1跨34

审核:

翻样: 杨仲兵

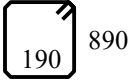
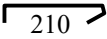
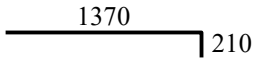
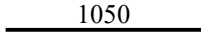
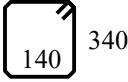
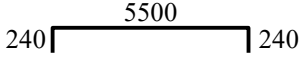
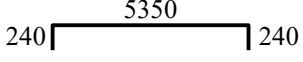
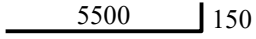
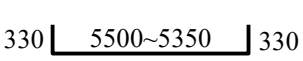
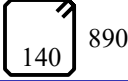
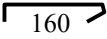
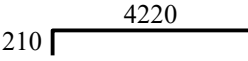
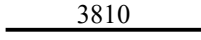
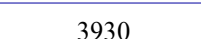
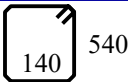
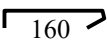
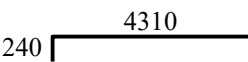
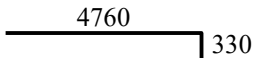
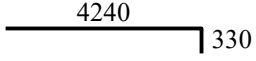
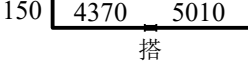
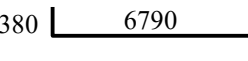
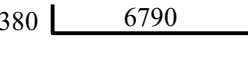
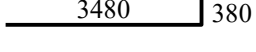
第 74 页,共94页 2022/1/18 星期二 8:57

构件名称	级直别径	钢筋简图	下料 (mm)	根 件 数*数	总 根 数	重量 (kg)	备 注
207#LL3 (1-2)	Φ20		3240	4	4	32.01	上1排(通长)
	Φ12		3200	2	2	5.68	腰筋
	Φ20		3240	4	4	32.01	下1排
	Φ8		1900	20	20	15.01	@100(4)1跨20
	Φ8		1520	20	20	12.01	1跨20
	Φ8		520	9	9	1.85	
250#L128 (1-2)	Φ14		1710	2	2	4.14	上1排(通长)
	Φ16		1770	2	2	5.59	腰筋
	Φ14		1710	2	2	4.14	下1排
	Φ8		1100	6	6	2.61	@150(2)1跨6
	Φ6		280	2	2	0.12	
205#LL4 (1-2)	Φ22		5210	4	4	62.1	上1排(通长)
	Φ22		5210	2	2	31.05	上2排(通长)
	Φ14		5050	6	6	36.66	腰筋
	Φ25		5400	4	4	83.16	下1排
	Φ8		2400	38	38	36.02	@100(2)1跨38
	Φ6		380	54	54	4.56	
210#L133 (1-2)	Φ18		3490	4	4	27.92	上1排(支座1右)
	Φ18		3550	4	4	28.4	上1排(支座2左)
	Φ14		3600	2	2	8.71	架立筋
	Φ10		9000 1480	8	8	51.73	腰筋 长:9889 搭:460
	Φ25		10440	3	3	120.58	下2排
	Φ25		10540	4	4	162.32	下1排

审核:

翻样: 杨仲兵

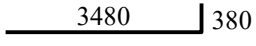
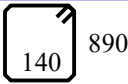
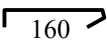
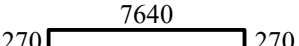
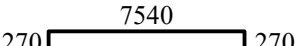
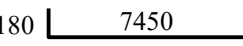
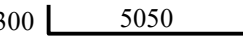
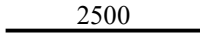
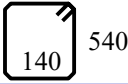
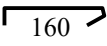
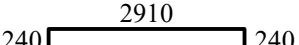
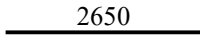
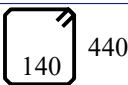
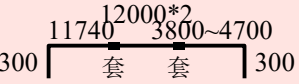
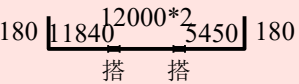
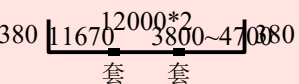
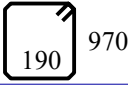
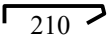
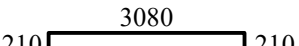
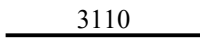
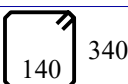
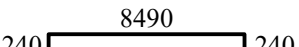
第 75 页,共94页 2022/1/18 星期二 8:57

构件名称	级直别径	钢筋简图	下料 (mm)	根 件 数*数	总 根 数	重量 (kg)	备 注
	Φ8	 890	2300	47	47	42.7	@200(2)1跨47
	Φ6	 210	330	88	88	6.45	
248#L127 (1-2)	Φ14	 1370 210	1550	2*2	4	7.5	上1排(通长)
	Φ14	 1050	1050	2*2	4	5.08	下1排
	Φ8	 340	1100	4*2	8	3.48	@200(2)1跨4
211#L130 (1-2)	Φ16	 5500 240	5920	1	1	9.35	上1排(通长)
	Φ16	 5350 240	5770	1	1	9.12	上1排(通长)
	Φ10	 5500 150	5630	8	8	27.79	腰筋
	Φ22	 5500~5350 330	6072 ~5922	3	3	53.61	△75mm,下1排
	Φ8	 890	2200	26	26	22.59	@200(2)1跨26
	Φ6	 160	280	48	48	2.98	
L129 (1-2)	Φ14	 4220 210	4400	2	2	10.65	上1排(通长)
	Φ12	 3810	3810	2	2	6.77	腰筋
	Φ20	 3930	3930	2	2	19.41	下1排
	Φ8	 540	1500	18	18	10.66	@200(2)1跨18
	Φ6	 160	280	8	8	0.5	
209#L131 (1-3)	Φ16	 4310 240	4520	2	2	14.28	上1排(支座1右)
	Φ22	 4760 330	5050	2	2	30.1	上1排(支座2左-支座3)
	Φ22	 4240 330	4530	2	2	27	上2排(支座2左-支座3)
	Φ10	 4370 5010 150 搭	4500 5010	8	8	46.94	腰筋(通长) 长:8919 搭:460
	Φ25	 6790 380	7120	2	2	54.82	下2排(1跨-2跨)
	Φ25	 6790 380	7120	2	2	54.82	下1排(1跨-2跨)
	Φ25	 3480 380	3810	2	2	29.34	下2排(2跨)

审核:

翻样: 杨仲兵

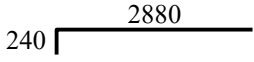
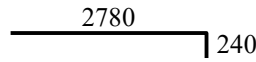
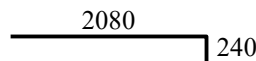
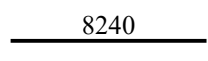
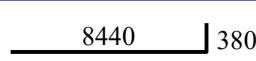
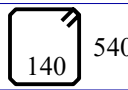
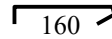
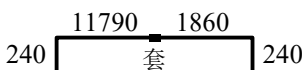
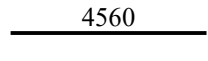
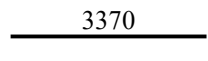
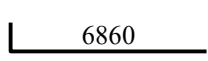

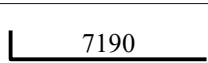
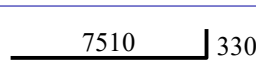
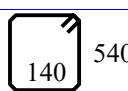
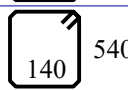
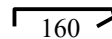
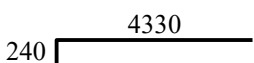
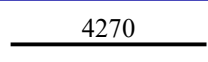
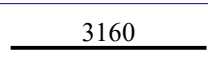
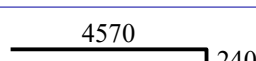
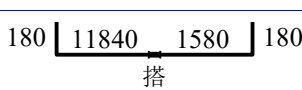
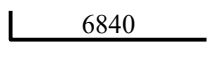
第 76 页,共94页 2022/1/18 星期二 8:57

构件名称	级直别径	钢筋简图	下料 (mm)	根 件 数*数	总 根 数	重量 (kg)	备 注
	Φ25		3810	2	2	29.34	下1排(2跨)
	Φ8		2200	41	41	35.63	@200(2)1跨29,2跨12
	Φ6		280	76	76	4.72	
252#L132 (1-3)	Φ18		8110	3	3	48.66	上1排(通长)
	Φ18		8010	3	3	48.06	上2排(通长)
	Φ12		7610	2	2	13.52	腰筋(通长)
	Φ20		5310	2	2	26.23	下1排(1跨)
	Φ20		2500	2	2	12.35	下1排(2跨)
	Φ8		1500	35	35	20.74	@200(2)1跨24,2跨11
	Φ6		280	15	15	0.93	
212#L134 (1-2)	Φ16		3330	3	3	15.78	上1排(通长)
	Φ14		2650	2	2	6.41	下1排
	Φ8		1300	12	12	6.16	@200(2)1跨12
192#L146 (1-10)	Φ20		12000 12000*2 4060~...	3	3	300.18	△450mm,上1排(通长) 长:39636
	Φ12		12000 12000*2 5600	6	6	221.64	腰筋(通长) 长:39636 搭:550
	Φ25		12000 12000*2 4130~...	2	2	312.47	△900mm,下1排(通长) 长:39636
	Φ8		2460	242	242	235.15	@150(2)1跨37,2跨27,3跨 24,4跨25,5跨25,6跨18,7跨 22,8跨28,9跨36
	Φ6		330	333	333	24.4	
229#L138 (1-2)	Φ14		3440	2	2	8.32	上1排(通长)
	Φ14		3110	2	2	7.53	下1排
	Φ8		1100	15	15	6.52	@200(2)1跨15
259#L137 (1-2)	Φ16		8910	2	2	28.16	上1排(通长)

审核:

翻样: 杨仲兵

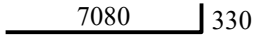
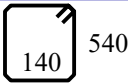
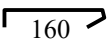
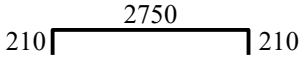
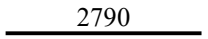
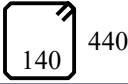
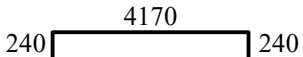
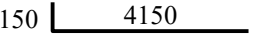
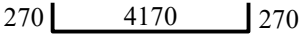
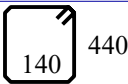
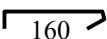
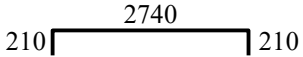
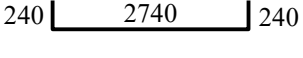
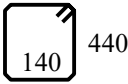
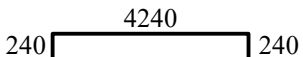
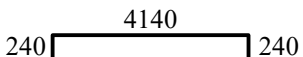

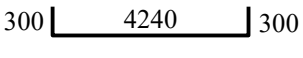
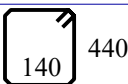
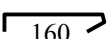
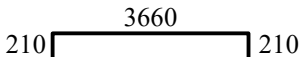
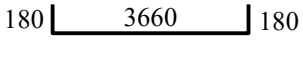

第 77 页,共94页 2022/1/18 星期二 8:57

构件名称	级直别径	钢筋简图	下料 (mm)	根 件 数*数	总 根 数	重量 (kg)	备 注
	Φ16	240 	3090	1	1	4.88	上1排(支座1右)
	Φ16	 240	2990	1	1	4.72	上1排(支座2左)
	Φ16	 240	2290	2	2	7.24	上2排(支座2左)
	Φ12		8240	2	2	14.63	腰筋
	Φ25	 380	8770	2	2	67.53	下1排
	Φ8	 540	1500	53	53	31.4	@150(2)1跨53
	Φ6	 160	280	25	25	1.55	
225#L135 (1-3)	Φ16	240  240	12000 2070	2	2	44.46	上1排(通长) 长:13652
	Φ16		4560	1	1	7.2	上1排(支座2)
	Φ16		3370	3	3	15.97	上2排(支座2)
	Φ12	180 	7020	2	2	12.47	腰筋(1跨)
	Φ25	 380	7950	2	2	61.22	腰筋(2跨)
	Φ22	330 	7480	3	3	66.87	下1排(1跨)
	Φ22	 330	7800	3	3	69.73	下1排(2跨)
	Φ8	 540	1500	41	41	24.29	@150(2)1跨41
	Φ10	 540	1540	65	65	61.76	@100(2)2跨65
	Φ6	 160	280	52	52	3.23	
223#L136 (1-3)	Φ16	240 	4540	2	2	14.35	上1排(支座1右)
	Φ25		4270	2	2	32.88	上1排(支座2)
	Φ25		3160	2	2	24.33	上2排(支座2)
	Φ16	 240	4780	2	2	15.1	上1排(支座3左)
	Φ12	180  180	12000 1730	2	2	24.38	腰筋(通长) 长:12866 搭:550
	Φ22	330 	7130	3	3	63.74	下1排(1跨)

审核:

翻样: 杨仲兵

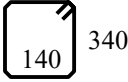
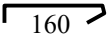
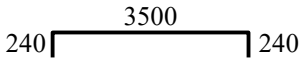
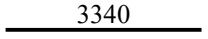
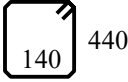
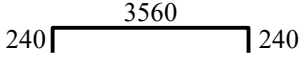
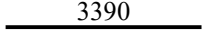
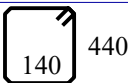
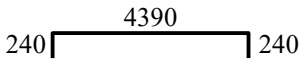
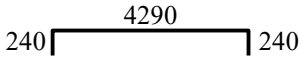
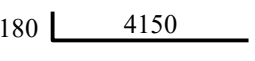
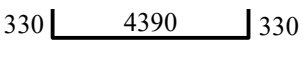
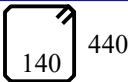
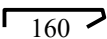
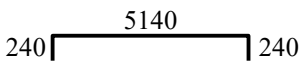
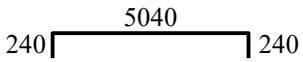
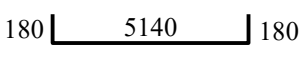
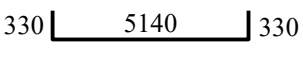
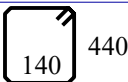
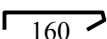
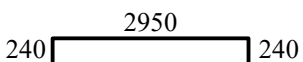
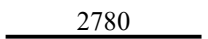
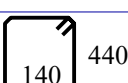
第 78 页,共94页 2022/1/18 星期二 8:57

构件名称	级直别径	钢筋简图	下料 (mm)	根 件 数*数	总 根 数	重量 (kg)	备 注
	Φ22		7370	3	3	65.89	下1排(2跨)
	Φ8		1500	80	80	47.4	@150(2)1跨39,2跨41
	Φ6		280	38	38	2.36	
230#L144 (1-2)	Φ14		3110	3	3	11.29	上1排(通长)
	Φ14		2790	2	2	6.75	下1排
	Φ8		1300	13	13	6.68	@200(2)1跨13
261#L140 (1-2)	Φ16		4590	3	3	21.76	上1排(通长)
	Φ10		4280	4	4	10.56	腰筋
	Φ18		4640	2	2	18.56	下1排
	Φ8		1300	19	19	9.76	@200(2)1跨19
	Φ6		280	16	16	0.99	
226#L143 (1-2)	Φ14		3100	2	2	7.5	上1排(通长)
	Φ16		3160	2	2	9.99	下1排
	Φ8		1300	13	13	6.68	@200(2)1跨13
264#L148 (1-2)	Φ16		4660	3	3	22.09	上1排(通长)
	Φ16		4560	3	3	21.61	上2排(通长)
	Φ10		4350	4	4	10.74	腰筋
	Φ20		4760	2	2	23.51	下1排
	Φ8		1300	19	19	9.76	@200(2)1跨19
	Φ6		280	18	18	1.12	
227#L149 (1-2)	Φ14		4020	2	2	9.73	上1排(通长)
	Φ12		3970	2	2	7.05	腰筋
	Φ14		4020	2	2	9.73	下1排

审核:

翻样: 杨仲兵

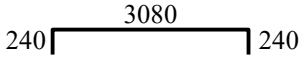
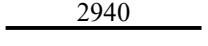
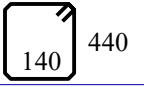

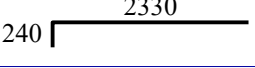
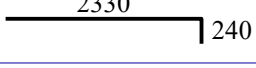
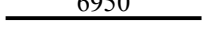
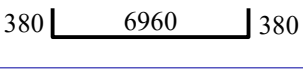
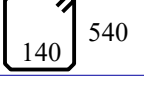
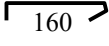
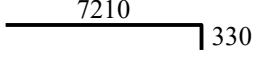
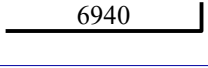
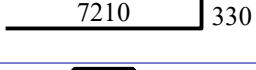
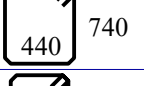
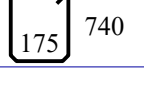
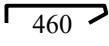
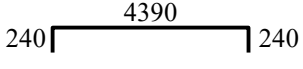
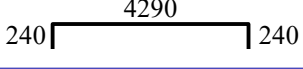
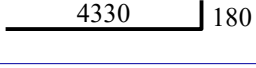
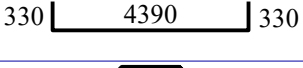
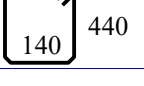
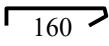
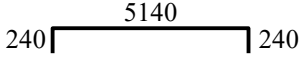
第 79 页,共94页 2022/1/18 星期二 8:57

构件名称	级直别径	钢筋简图	下料 (mm)	根 件 数*数	总 根 数	重量 (kg)	备 注
	Φ8	 340	1100	17	17	7.39	@200(2)1跨17
	Φ6	 160	280	7	7	0.44	
260#L141 (1-2)	Φ16	 3500	3920	3	3	18.58	上1排(通长)
	Φ14	 3340	3340	2	2	8.08	下1排
	Φ8	 440	1300	16	16	8.22	@200(2)1跨16
263#L142 (1-2)	Φ16	 3560	3980	3	3	18.87	上1排(通长)
	Φ14	 3390	3390	2	2	8.2	下1排
	Φ8	 440	1300	16	16	8.22	@200(2)1跨16
224#L153 (1-2)	Φ16	 4390	4810	2	2	15.2	上1排(通长)
	Φ16	 4290	4710	2	2	14.88	上2排(通长)
	Φ12	 4150	4310	4	4	15.31	腰筋
	Φ22	 4390	4960	2	2	29.56	下1排
	Φ8	 440	1300	34	34	17.46	@100(2)1跨34
	Φ6	 160	280	32	32	1.99	
224#L153 (1-2)	Φ16	 5140	5560	2	2	17.57	上1排(通长)
	Φ16	 5040	5460	2	2	17.25	上2排(通长)
	Φ12	 5140	5450	4	4	19.36	腰筋
	Φ22	 5140	5710	2	2	34.03	下1排
	Φ8	 440	1300	44	44	22.59	@100(2)1跨44
	Φ6	 160	280	42	42	2.61	
274#L161 (1-2)	Φ16	 2950	3370	2	2	10.65	上1排(通长)
	Φ14	 2780	2780	2	2	6.73	下1排
	Φ8	 440	1300	13	13	6.68	@200(2)1跨13

审核:

翻样: 杨仲兵

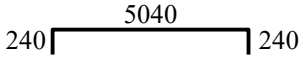
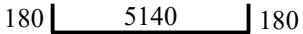

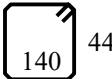
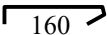
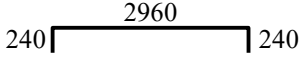
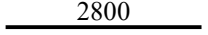
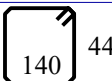
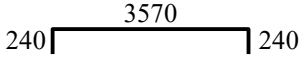

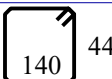
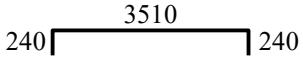
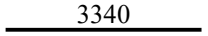
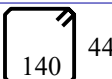
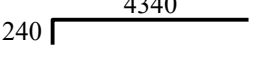
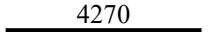
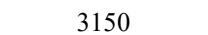
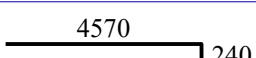
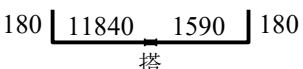
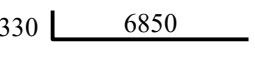
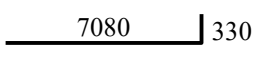
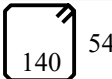

第 80 页,共94页 2022/1/18 星期二 8:57

构件名称	级直别径	钢筋简图	下料 (mm)	根 件 数*数	总 根 数	重量 (kg)	备 注
276#L162 (1-2)	Φ16		3500	3	3	16.59	上1排(通长)
	Φ14		2940	2	2	7.11	下1排
	Φ8		1300	14	14	7.19	@200(2)1跨14
221#L163 (1-2)	Φ16		7380	2	2	23.32	上1排(通长)
	Φ16		2540	1	1	4.01	上1排(支座1右)
	Φ16		2540	1	1	4.01	上1排(支座2左)
	Φ10		6950	4	4	17.15	腰筋
	Φ25		7620	2	2	58.67	下1排
	Φ8		1500	32	32	18.96	@200(2)1跨32
	Φ6		280	30	30	1.86	
217#L166 (1-2)	Φ22		7500	4	4	89.4	上1排(通长)
	Φ14		7120	6	6	51.69	腰筋
	Φ22		7500	4	4	89.4	下1排
	Φ8		2500	43	43	42.46	@100/200(4)1跨13+17+13
	Φ8		1970	43	43	33.46	1跨13+17+13
	Φ8		620	45	45	11.02	
278#L168 (1-2)	Φ16		4810	2	2	15.2	上1排(通长)
	Φ16		4710	2	2	14.88	上2排(通长)
	Φ12		4490	4	4	15.95	腰筋
	Φ22		4960	2	2	29.56	下1排
	Φ8		1300	36	36	18.49	@100(2)1跨36
	Φ6		280	34	34	2.11	
278#L168 (1-2)	Φ16		5560	2	2	17.57	上1排(通长)

审核:

翻样: 杨仲兵

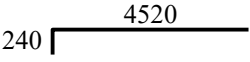
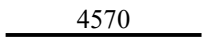
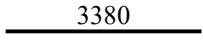
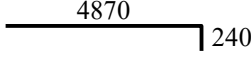
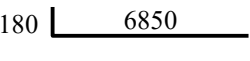
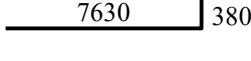
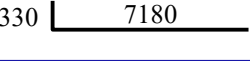
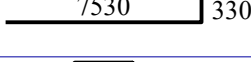
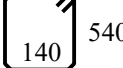
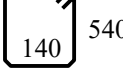
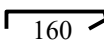
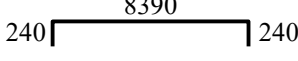
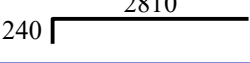
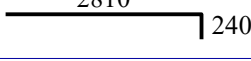
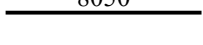
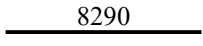
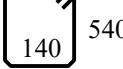
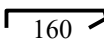
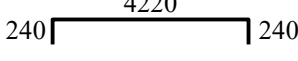
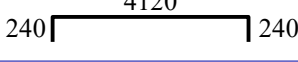
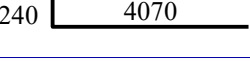
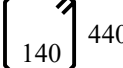

第 81 页,共94页 2022/1/18 星期二 8:57

构件名称	级直别径	钢筋简图	下料 (mm)	根 件 数*数	总 根 数	重量 (kg)	备 注
	Φ16	240  240	5460	2	2	17.25	上2排(通长)
	Φ12	180  180	5450	4	4	19.36	腰筋
	Φ22	330  330	5710	2	2	34.03	下1排
	Φ8	 440	1300	44	44	22.59	@100(2)1跨44
	Φ6	 160	280	42	42	2.61	
219#L161 (1-2)	Φ16	240  240	3380	2	2	10.68	上1排(通长)
	Φ14	 2800	2800	2	2	6.78	下1排
	Φ8	 440	1300	13	13	6.68	@200(2)1跨13
202#L160 (1-2)	Φ16	240  240	3990	3	3	18.91	上1排(通长)
	Φ14	 210	3560	2	2	8.62	下1排
	Φ8	 440	1300	16	16	8.22	@200(2)1跨16
201#L165 (1-2)	Φ16	240  240	3930	3	3	18.63	上1排(通长)
	Φ14	 3340	3340	2	2	8.08	下1排
	Φ8	 440	1300	16	16	8.22	@200(2)1跨16
277#L164 (1-3)	Φ16	240  240	4550	2	2	14.38	上1排(支座1右)
	Φ25	 4270	4270	2	2	32.88	上1排(支座2)
	Φ25	 3150	3150	2	2	24.25	上2排(支座2)
	Φ16	 240	4780	2	2	15.1	上1排(支座3左)
	Φ12	180  180 搭	12000 1740	2	2	24.4	腰筋(通长) 长:12875 搭:550
	Φ22	330  330	7140	3	3	63.83	下1排(1跨)
	Φ22	 330	7370	3	3	65.89	下1排(2跨)
	Φ8	 540	1500	80	80	47.4	@150(2)1跨39,2跨41
	Φ6	 160	280	39	39	2.42	

审核:

翻样: 杨仲兵

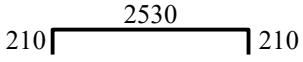
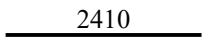

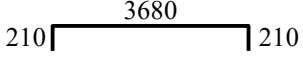
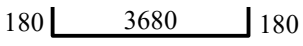
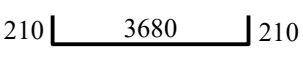
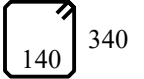
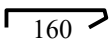
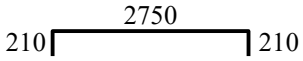
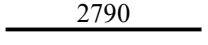
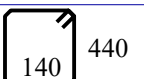
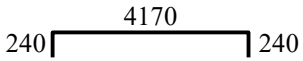
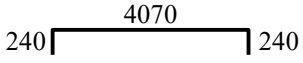
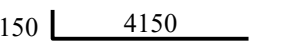
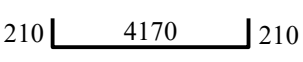

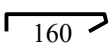
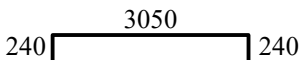
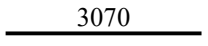
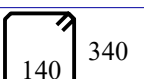
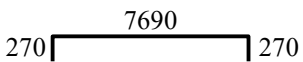
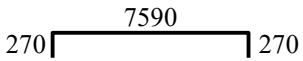
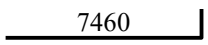
第 82 页,共94页 2022/1/18 星期二 8:57

构件名称	级直别径	钢筋简图	下料 (mm)	根 件 数*数	总 根 数	重量 (kg)	备 注
279#L169 (1-3)	Φ16	240  4520	4730	2	2	14.95	上1排(支座1右)
	Φ22	 4570	4570	2	2	27.24	上1排(支座2)
	Φ22	 3380	3380	2	2	20.14	上2排(支座2)
	Φ16	 4870 240	5080	2	2	16.05	上1排(支座3左)
	Φ12	180  6850	7010	2	2	12.45	腰筋(1跨)
	Φ25	 7630 380	7960	2	2	61.29	腰筋(2跨)
	Φ22	330  7180	7470	3	3	66.78	下1排(1跨)
	Φ22	 7530 330	7820	3	3	69.91	下1排(2跨)
	Φ8	 140 540	1500	41	41	24.29	@150(2)1跨41
	Φ10	 140 540	1540	66	66	62.71	@100(2)2跨66
	Φ6	 160	280	52	52	3.23	
196#L170 (1-2)	Φ16	240  8390 240	8810	2	2	27.84	上1排(通长)
	Φ16	240  2810	3020	1	1	4.77	上1排(支座1右)
	Φ16	 2810 240	3020	1	1	4.77	上1排(支座2左)
	Φ12	 8050	8050	2	2	14.3	腰筋
	Φ25	 8290	8290	2	2	63.83	下1排
	Φ8	 140 540	1500	39	39	23.11	@200(2)1跨39
	Φ6	 160	280	18	18	1.12	
204#L171 (1-2)	Φ16	240  4220 240	4640	3	3	21.99	上1排(通长)
	Φ16	240  4120 240	4540	3	3	21.52	上2排(通长)
	Φ16	240  4070	4280	2	2	13.52	下1排
	Φ8	 140 440	1300	19	19	9.76	@200(2)1跨19
283#L172 (1-2)	Φ14	210  2730 210	3090	1	1	3.74	上1排(通长)

审核:

翻样: 杨仲兵

第 83 页,共94页 2022/1/18 星期二 8:57

构件名称	级直别径	钢筋简图	下料 (mm)	根 件 数*数	总 根 数	重量 (kg)	备 注
	Φ14		2890	2	2	6.99	上1排(通长)
	Φ14		2410	2	2	5.83	下1排
	Φ8		1300	9	9	4.62	@200(2)1跨9
287#L176 (1-2)	Φ14		4040	2	2	9.78	上1排(通长)
	Φ12		3990	2	2	7.09	腰筋
	Φ14		4040	2	2	9.78	下1排
	Φ8		1100	17	17	7.39	@200(2)1跨17
	Φ6		280	7	7	0.44	
286#L175 (1-2)	Φ14		3110	3	3	11.29	上1排(通长)
	Φ14		2790	2	2	6.75	下1排
	Φ8		1300	13	13	6.68	@200(2)1跨13
200#L174 (1-2)	Φ16		4590	2	2	14.5	上1排(通长)
	Φ16		4490	2	2	14.19	上2排(通长)
	Φ10		4280	4	4	10.56	腰筋
	Φ14		4530	2	2	10.96	下1排
	Φ8		1300	19	19	9.76	@200(2)1跨19
	Φ6		280	16	16	0.99	
280#L173 (1-2)	Φ16		3470	3	3	16.45	上1排(通长)
	Φ14		3070	2	2	7.43	下1排
	Φ8		1100	14	14	6.08	@200(2)1跨14
191#L158 (1-2)	Φ18		8160	3	3	48.96	上1排(通长)
	Φ18		8060	3	3	48.36	上2排(通长)
	Φ12		7620	2	2	13.53	腰筋

审核:

翻样: 杨仲兵

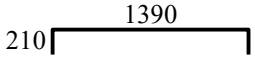
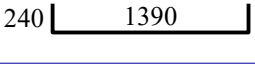
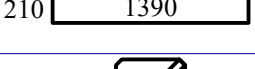
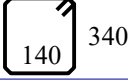
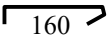
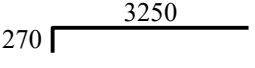
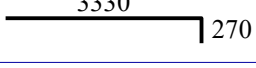
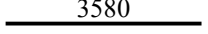
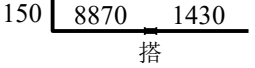
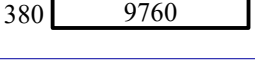
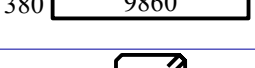
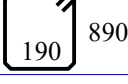
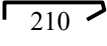
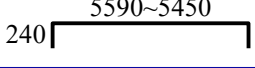
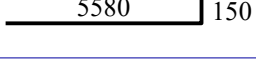
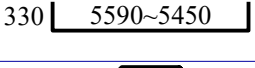
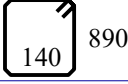
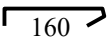
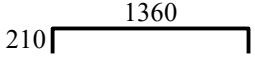
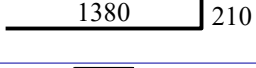
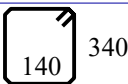
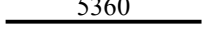
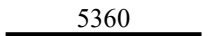
第 84 页,共94页 2022/1/18 星期二 8:57

构件名称	级直别径	钢筋简图	下料 (mm)	根 件 数*数	总 根 数	重量 (kg)	备 注
	Φ20		7780	2	2	38.43	下1排
	Φ8		1500	48	48	28.44	@150(2)1跨48
	Φ6		280	23	23	1.43	
187#L159 (1-2)	Φ14		4500	1	1	5.45	上1排(通长)
	Φ14		4790	1	1	5.8	上1排(通长)
	Φ12		4270	1	1	3.79	腰筋
	Φ12		3970	1	1	3.53	腰筋
	Φ20		4570	1	1	11.29	下1排
	Φ20		4270	1	1	10.55	下1排
	Φ8		1500	19	19	11.26	@200(2)1跨19
	Φ6		280	16	16	0.99	
184#L150 (1-2)	Φ14		4560	2	2	11.04	上1排(通长)
	Φ22		3930	2	2	23.42	下1排
	Φ8		1300	34	34	17.46	@100(2)1跨34
266#LL6 (1-2)	Φ20		3240	4	4	32.01	上1排(通长)
	Φ12		3200	2	2	5.68	腰筋
	Φ20		3240	4	4	32.01	下1排
	Φ8		1900	20	20	15.01	@100(4)1跨20
	Φ8		1520	20	20	12.01	1跨20
	Φ8		520	9	9	1.85	
182#L151 (1-2)	Φ14		1760	2*2	4	8.52	上1排(通长)
	Φ14		1030	2*2	4	4.99	下1排
	Φ8		1100	4*2	8	3.48	@200(2)1跨4

审核:

翻样: 杨仲兵

第 85 页,共94页 2022/1/18 星期二 8:57

构件名称	级直别径	钢筋简图	下料 (mm)	根 件 数*数	总 根 数	重量 (kg)	备 注
190#L147 (1-2)	Φ14		1750	2	2	4.24	上1排(通长)
	Φ16		1810	2	2	5.72	腰筋
	Φ14		1750	2	2	4.24	下1排
	Φ8		1100	7	7	3.04	@100(2)1跨7
	Φ6		280	3	3	0.19	
268#L152 (1-2)	Φ18		3480	4	4	27.84	上1排(支座1右)
	Φ18		3560	4	4	28.48	上1排(支座2左)
	Φ14		3580	2	2	8.66	架立筋
	Φ10		9000 1430	8	8	51.48	腰筋 长:9843 搭:460
	Φ25		10420	4	4	160.47	下2排
	Φ25		10520	4	4	162.01	下1排
	Φ8		2300	47	47	42.7	@200(2)1跨47
	Φ6		330	88	88	6.45	
271#L156 (1-2)	Φ16		6006 ~5866	2	2	18.76	△140mm,上1排(通长)
	Φ10		5710	8	8	28.18	腰筋
	Φ22		6162 ~6022	3	3	54.46	△70mm,下1排
	Φ8		2200	26	26	22.59	@200(2)1跨26
	Φ6		280	48	48	2.98	
186#L157 (1-2)	Φ14		1720	2	2	4.16	上1排(通长)
	Φ14		1560	2	2	3.78	下1排
	Φ8		1100	6	6	2.61	@200(2)1跨6
267#LL5 (1-2)	Φ22		5360	4	4	63.89	上1排(通长)
	Φ22		5360	2	2	31.95	上2排(通长)

审核:

翻样: 杨仲兵

第 86 页,共94页 2022/1/18 星期二 8:57

构件名称	级直别径	钢筋简图	下料 (mm)	根 件 数*数	总 根 数	重量 (kg)	备 注
	Φ14		5200	6	6	37.75	腰筋
	Φ25		5550	4	4	85.47	下1排
	Φ8		2400	40	40	37.92	@100(2)1跨40
	Φ6		380	57	57	4.81	
269#L155 (1-2)	Φ16		3330	3*2	6	31.57	上1排(通长)
	Φ14		2650	2*2	4	12.83	下1排
	Φ8		1300	12*2	24	12.32	@200(2)1跨12
273#L154 (1-3)	Φ22		5110	2	2	30.46	上1排(支座1-支座2右)
	Φ22		4580	2	2	27.3	上2排(支座1-支座2右)
	Φ16		5240	2	2	16.56	上1排(支座3左)
	Φ12		8830	6	6	47.05	腰筋(通长)
	Φ25		2930	2	2	22.56	下2排(1跨)
	Φ25		2930	2	2	22.56	下1排(1跨)
	Φ25		6670	2	2	51.36	下2排(2跨)
	Φ25		6670	2	2	51.36	下1排(2跨)
	Φ8		2200	81	81	70.39	@100(2)1跨23,2跨58
	Φ6		280	117	117	7.27	
225#L183 (1-2)	Φ18		9728 ~9018	8	8	149.97	△101mm,上1排(通长)
	Φ20		9780	3	3	72.47	腰筋
	Φ20		9070	3	3	67.21	腰筋
	Φ22		9832 ~9122	9	9	254.17	△89mm,下1排
	Φ8		2700	85	85	90.65	@100(4)1跨85
	Φ8		2020	85	85	67.82	1跨85

审核:

翻样: 杨仲兵

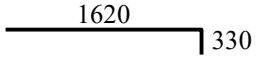
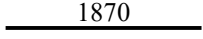
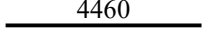
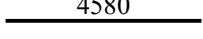
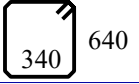
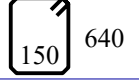

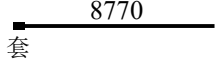
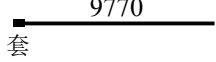
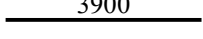
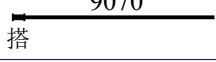
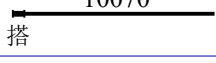


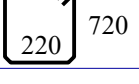

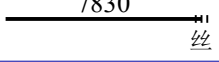
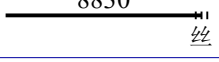
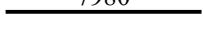
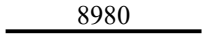
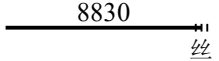

第 87 页,共94页 2022/1/18 星期二 8:57

构件名称	级直别径	钢筋简图	下料 (mm)	根 件 数*数	总 根 数	重量 (kg)	备 注
	Φ8		720	126	126	35.83	
L184 (1-2)	Φ18		9718 ~9018	8	8	149.89	△100mm,上1排(通长)
	Φ20		9770	3	3	72.4	腰筋
	Φ20		9070	3	3	67.21	腰筋
	Φ22		9822 ~9122	9	9	254.04	△88mm,下1排
	Φ8		2700	86	86	91.72	@100(4)1跨86
	Φ8		2020	86	86	68.62	1跨86
	Φ8		720	126	126	35.83	
222#L112 (2-3) 2段	Φ25		6950	3	3	80.27	上1排(支座2) 长:9500
	Φ25		5950	3	3	68.72	上1排(支座2) 长:9500
	Φ25		4790	2	2	36.88	上2排(支座2) 长:8287
	Φ25		5790	2	2	44.58	上2排(支座2) 长:8287
	Φ16		5210	6	6	49.39	上1排(支座3左)
	Φ14		5150	4	4	24.93	架立筋(2跨)
	Φ12		12000 4710	2	2	29.68	腰筋(1跨-2跨) 长:18907 搭:180
	Φ12		12000 3710	2	2	27.9	腰筋(1跨-2跨) 长:18907 搭:180
	Φ25		12000 3650	2	2	120.5	下1排(1跨-2跨) 长:19147
	Φ25		12000 4650	2	2	128.21	下1排(1跨-2跨) 长:19147
	Φ25		12000 2550	1	1	56.02	下1排(2跨) 长:14550
	Φ8		2100	71	71	58.89	@200(4)2跨71
	Φ8		1720	71	71	48.24	2跨71
	Φ8		500	68	68	13.43	
247#L70 (1-2)	Φ16		1790	6	6	16.97	上1排(支座1右)

审核:

翻样: 杨仲兵

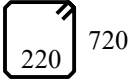
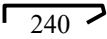
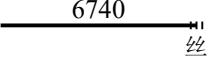
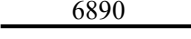
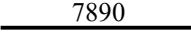
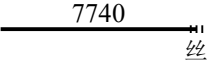
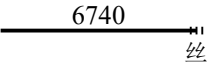
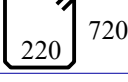

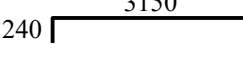
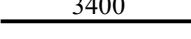
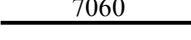
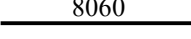
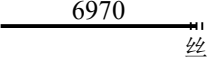
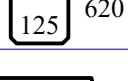
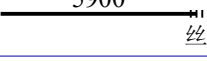
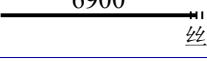
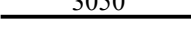
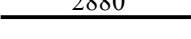
第 88 页,共94页 2022/1/18 星期二 8:57

构件名称	级直径	钢筋简图	下料 (mm)	根 件 数*数	总 根 数	重量 (kg)	备 注
	Φ22		1910	6	6	34.15	上1排(支座2左)
	Φ14		1870	4	4	9.05	架立筋
	Φ12		4460	4	4	15.84	腰筋
	Φ20		4580	4	4	45.25	下1排
	Φ8		2100	21	21	17.42	@200(4)1跨21
	Φ8		1720	21	21	14.27	1跨21
	Φ8		500	18	18	3.56	
预埋梁尾料							
3#KL94 (2-2) 2段	Φ20		8770	1	1	21.66	上1排(支座2左) 长:11390
	Φ20		9770	1	1	24.13	上1排(支座2左) 长:11390
	Φ20		3900	1	1	9.63	上1排(支座2左)
	Φ12		9070	3	3	24.16	腰筋 长:10890 搭:550
	Φ12		10070	3	3	26.83	腰筋 长:10890 搭:550
	Φ25		9930	1	1	38.23	下1排 长:11622
	Φ25		8930	1	1	34.38	下1排 长:11622
	Φ8		2020	54	54	43.09	@100/200(2)1跨3+38+13
	Φ6		360	66	66	5.27	
6#KL98 (1-1) 1段	Φ25		7830	1	1	30.15	上1排(支座1右) 长:10607
	Φ25		8830	1	1	34	上1排(支座1右) 长:10607
	Φ12		7980	3	3	21.26	腰筋 长:9797
	Φ12		8980	3	3	23.92	腰筋 长:9797
	Φ25		8830	1	1	34	下1排 长:10607
	Φ25		7830	1	1	30.15	下1排 长:10607

审核:

翻样: 杨仲兵

第 89 页,共94页 2022/1/18 星期二 8:57

构件名称	级直径	钢筋简图	下料 (mm)	根 件 数*数	总 根 数	重量 (kg)	备 注
	Φ8	 720	2020	48	48	38.3	@100/200(2)1跨13+32+3
	Φ6	 240	360	60	60	4.8	
9#KL99 (1-1) 1段	Φ25	 6740	6740	1	1	25.95	上1排(支座1右) 长:9514
	Φ25	 7740	7740	1	1	29.8	上1排(支座1右) 长:9514
	Φ12	 6890	6890	3	3	18.35	腰筋 长:8704
	Φ12	 7890	7890	3	3	21.02	腰筋 长:8704
	Φ25	 7740	7740	2	2	59.6	下1排 长:9514
	Φ25	 6740	6740	1	1	25.95	下1排 长:9514
	Φ8	 720	2020	43	43	34.31	@100/200(2)1跨13+27+3
	Φ6	 240	360	54	54	4.32	
191#L101 (1-1) 1段	Φ16	 3150	3360	6	6	31.85	上1排(支座1右)
	Φ14	 3400	3400	4	4	16.46	架立筋
	Φ12	 7060	7060	2	2	12.54	腰筋 长:9060
	Φ12	 8060	8060	2	2	14.31	腰筋 长:9060
	Φ22	 7970	7970	3	3	71.25	下1排 长:9228
	Φ22	 6970	6970	3	3	62.31	下1排 长:9228
	Φ8	 620	2020	39	39	31.12	@200(4)1跨39
	Φ8	 620	1630	39	39	25.11	1跨39
	Φ8	 340	500	40	40	7.9	
15#KL102 (1-1) 1段	Φ25	 5900	5900	1	1	22.72	上1排(支座1右) 长:8250
	Φ25	 6900	6900	1	1	26.56	上1排(支座1右) 长:8250
	Φ25	 3050	3050	2	2	23.48	上1排(支座1右)
	Φ16	 2880	2880	2	2	9.1	架立筋

审核:

翻样: 杨仲兵

第 90 页,共94页 2022/1/18 星期二 8:57

构件名称	级直别径	钢筋简图	下料 (mm)	根 件 数*数	总 根 数	重量 (kg)	备 注
	Φ12		6050	3	3	16.12	腰筋 长:7865
	Φ12		7050	3	3	18.78	腰筋 长:7865
	Φ25		5950	1	1	22.91	下2排 长:8250
	Φ25		6950	1	1	26.76	下2排 长:8250
	Φ25		6900	3	3	79.69	下1排 长:8250
	Φ25		5900	3	3	68.14	下1排 长:8250
	Φ8		2220	38	38	33.32	@100/200(4)1跨13+22+3
	Φ8		1830	38	38	27.47	1跨13+22+3
	Φ8		500	48	48	9.48	
199#L105 (2-2) 2段	Φ16		2990	6	6	28.35	上1排(支座2左)
	Φ14		3030	4	4	14.67	架立筋
	Φ12		5960	2	2	10.58	腰筋 长:7960 搭:180
	Φ12		6960	2	2	12.36	腰筋 长:7960 搭:180
	Φ22		6860	3	3	61.33	下1排 长:8128
	Φ22		5860	3	3	52.39	下1排 长:8128
	Φ8		2020	34	34	27.13	@200(4)1跨34
	Φ8		1630	34	34	21.89	1跨34
	Φ8		500	30	30	5.93	
27#KL124 (1-1) 1段	Φ25		4540	1	1	17.48	上1排(支座1右) 长:6902
	Φ25		5540	1	1	21.33	上1排(支座1右) 长:6902
	Φ25		2600	2	2	20.02	上1排(支座1右)
	Φ14		2420	2	2	5.86	架立筋
	Φ12		4680	3	3	12.47	腰筋 长:6500

审核:

翻样: 杨仲兵

第 91 页,共94页 2022/1/18 星期二 8:57

构件名称	级直径	钢筋简图	下料 (mm)	根 件 数*数	总 根 数	重量 (kg)	备 注
	Φ12		5680	3	3	15.13	腰筋 长:6500
	Φ25		4590	2	2	35.34	下2排 长:6902
	Φ25		5590	1	1	21.52	下2排 长:6902
	Φ25		5540	3	3	63.99	下1排 长:6902
	Φ25		4540	3	3	52.44	下1排 长:6902
	Φ8		2220	32	32	28.06	@100/200(4)1跨13+16+3
	Φ8		1830	32	32	23.13	1跨13+16+3
	Φ8		500	36	36	7.11	
42#KL128 (1-1) 1段	Φ25		3460	1	1	13.32	上1排(支座1右) 长:5809
	Φ25		4460	1	1	17.17	上1排(支座1右) 长:5809
	Φ25		2240	2	2	17.25	上1排(支座1右)
	Φ14		2010	2	2	4.86	架立筋
	Φ12		3610	3	3	9.62	腰筋 长:5424
	Φ12		4610	3	3	12.28	腰筋 长:5424
	Φ25		4460	2	2	34.34	下1排 长:5809
	Φ25		3460	2	2	26.64	下1排 长:5809
	Φ8		2220	26	26	22.8	@100/200(4)1跨13+10+3
	Φ8		1830	26	26	18.79	1跨13+10+3
	Φ8		500	27	27	5.33	
222#L112 (1-1) 1段	Φ25		2880	3	3	33.26	上1排(支座1右) 长:9500
	Φ25		3880	3	3	44.81	上1排(支座1右) 长:9500
	Φ25		3830	2	2	29.49	上2排(支座1右) 长:8287
	Φ25		2830	2	2	21.79	上2排(支座1右) 长:8287

审核:

翻样: 杨仲兵

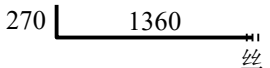
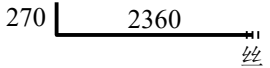
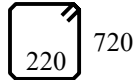
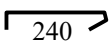
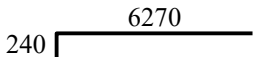
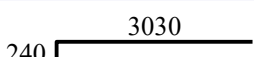
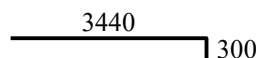
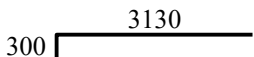
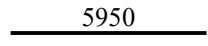
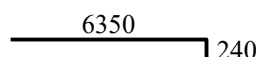
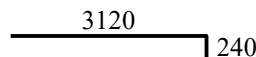
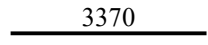
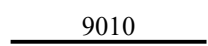
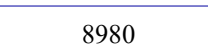
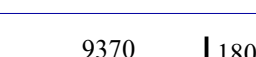
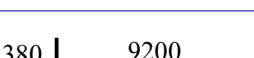
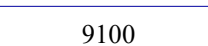

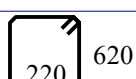
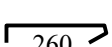
第 92 页,共94页 2022/1/18 星期二 8:57

构件名称	级直别径	钢筋简图	下料 (mm)	根 件 数*数	总 根 数	重量 (kg)	备 注
	Φ12		2560	2	2	4.55	腰筋(1跨) 长:18907
	Φ12		3560	2	2	6.32	腰筋(1跨) 长:18907
	Φ25		3500	2	2	26.95	下1排(1跨) 长:19147
	Φ25		2500	2	2	19.25	下1排(1跨) 长:19147
	Φ8		2020	22	22	17.55	@200(4)1跨22
	Φ8		1630	22	22	14.16	1跨22
	Φ8		500	20	20	3.95	
62#KL109 (2-2) 2段	Φ22		2430	1	1	7.24	上1排(支座2左) 长:4503
	Φ22		3430	1	1	10.22	上1排(支座2左) 长:4503
	Φ22		380	4	4	4.53	上1排(1跨)
	Φ22		1900	2	2	11.32	上1排(支座2左)
	Φ14		1720	2	2	4.16	架立筋
	Φ12		2570	3	3	6.85	腰筋 长:4389 搭:550
	Φ12		3570	3	3	9.51	腰筋 长:4389 搭:550
	Φ18		3380	2	2	13.52	下1排 长:4503
	Φ18		2380	2	2	9.52	下1排 长:4503
	Φ8		2020	19	19	15.16	@100/200(4)1跨1+7+11
	Φ8		1630	19	19	12.23	1跨1+7+11
	Φ8		500	15	15	2.96	
	63#KL121 (1-1) 1段	Φ18		1590	2	2	6.36
Φ18			2590	1	1	5.18	上1排(支座1右) 长:4082
Φ12			2370	3	3	6.31	腰筋 长:3910
Φ12			1370	3	3	3.65	腰筋 长:3910

审核:

翻样: 杨仲兵

第 93 页,共94页 2022/1/18 星期二 8:57

构件名称	级直别径	钢筋简图	下料 (mm)	根 件 数*数	总 根 数	重量 (kg)	备 注
	Φ18		1590	2	2	6.36	下1排 长:4082
	Φ18		2590	1	1	5.18	下1排 长:4082
	Φ8		2020	10	10	7.98	@100/200(2)1跨10
	Φ6		360	9	9	0.72	
243#L67 (1-4)	Φ16		6480	2	2	20.48	上1排(支座1右)
	Φ16		3240	1	1	5.12	上1排(支座1右)
	Φ20		3700	4	4	36.56	上1排(支座2左)
	Φ20		3390	4	4	33.49	上1排(支座2右)
	Φ25		5950	4	4	91.63	上1排(支座3)
	Φ16		6560	2	2	20.73	上1排(支座4左)
	Φ16		3330	1	1	5.26	上1排(支座4左)
	Φ16		3370	2	2	10.65	架立筋(2跨)
	Φ12		9010	4	4	32	腰筋(1跨)
	Φ12		8980	4	4	31.9	腰筋(2跨)
	Φ12		9530	6	6	50.78	腰筋(3跨)
	Φ25		9530	2	2	73.38	下1排(1跨)
	Φ20		9100	2	2	44.95	下1排(2跨)
	Φ25		10130	3	3	117	下1排(3跨)
	Φ8		1820	174	174	125.09	3跨@200/100,86,1跨44,2跨 44
Φ6		380	210	210	17.72		