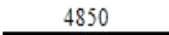
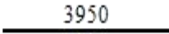
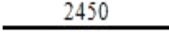
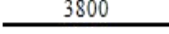
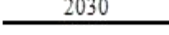
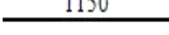
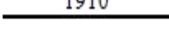
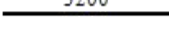
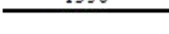
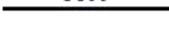











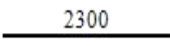
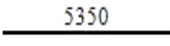
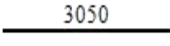
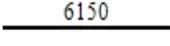
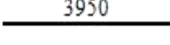
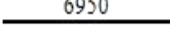
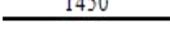
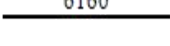
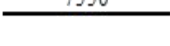








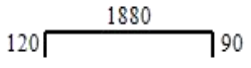

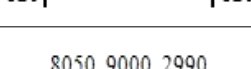



钢筋配料表

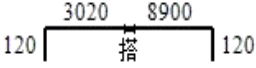
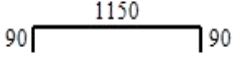
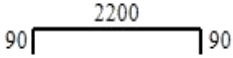
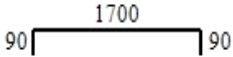
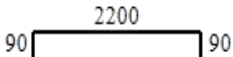
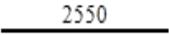
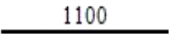
项目名称：港区

构件：33.0板

构件名称	级直径	钢筋简图	下料 (mm)	根件 数*数	总 根数	重量 (kg)	备 注
1#	Φ8		4850	114	114	218.4	@200
	Φ8		3950	138	138	215.31	@200
2#	Φ8		2450	96	96	92.9	@200
	Φ8		3800	30	30	45.03	@200
	Φ8		2030	12	12	9.62	@200
	Φ8		1150	36	36	16.35	@200
	Φ8		1910	12	12	9.05	@200
3#	Φ8		3200	48	48	60.67	@200
	Φ8		1350	18	18	9.6	@200
	Φ8		3800	36	36	54.04	@200
	Φ8		2850	90	90	101.32	@200
4#	Φ8		3950	21	21	32.77	@200
	Φ8		1550	57	57	34.9	@200
5#	Φ8		6950	32	32	87.85	@200
	Φ8		3350	68	68	89.98	@200
6#	Φ8		3450	30	30	40.88	@200
	Φ8		3050	34	34	40.96	@200
7#	Φ8		8050	75	75	238.48	@200
	Φ8		5150	39	39	79.34	@200
	Φ8		7550	84	84	250.51	@200
	Φ8		3500	36	36	49.77	@200

构件名称	级直 别径	钢筋简图	下料 (mm)	根件 数*数	总 根数	重量 (kg)	备 注
	Φ8		2300	36	36	32.71	@200
8#	Φ8		5350	60	60	126.8	@200
	Φ8		3050	104	104	125.29	@200
9#	Φ8		6150	38	38	92.31	@200
	Φ8		3950	62	62	96.74	@200
10#	Φ8		6950	14	14	38.43	@200
	Φ8		1450	68	68	38.95	@200
11#	Φ8		6160	12	12	29.2	@200
	Φ8		7550	26	26	77.54	@200
	Φ8		3950	60	60	93.62	@200
	Φ8		2650	16	16	16.75	@200
12#	Φ8		4350	14	14	24.06	@200
	Φ8		1450	42	42	24.06	@200
13#	Φ8		3950	10	10	15.6	@200
	Φ8		1050	38	38	15.76	@200
14#	Φ8		3950	34	34	53.05	@200
	Φ8		3450	38	38	51.78	@200
以下为盖筋X方向							
1#	Φ8		2060	12	12	9.76	@200
2#	Φ8		2710	36	36	38.54	@200
3#	Φ8		8860	24	24	83.99	@200
4#	Φ8		8150 9000 3100	12	12	95.99	@200搭420 总长19200

构件名称	级直 别径	钢筋简图	下料 (mm)	根件 数*数	总 根数	重量 (kg)	备 注
5#	Φ8		7650 2630	24	24	97.45	@200搭420 总长9650
6#	Φ8		1800 9000*4 7210	7	7	124.45	@200搭420 总长42700
7#	Φ8		1800 8080	24	24	93.66	@200搭420 总长9250
8#	Φ8		8000 9000 3650	12	12	97.88	@200搭420 总长19600
9#	Φ8		9000 2080	24	24	105.04	@200搭420 总长10450
10#	Φ8		1800 9000*4 8210	21	21	381.65	@200搭420 总长43700
11#	Φ8		8310	15	15	49.24	@200
12#	Φ8		8110	4	4	12.81	@200
13#	Φ8		4210	8	8	13.3	@200
14#	Φ8		9000 9000 4950	21	21	190.37	@200搭420 总长21900
15#	Φ8		8600 9000 4350	7	7	60.69	@200搭420 总长20900
以下为盖筋Y方向							
16#Y	Φ8		7010	12	12	33.23	@200
17#Y	Φ8		2330 9000	120	120	537.04	@200搭420 总长10700
18#Y	Φ8		4430 9000	57	57	302.38	@200搭420 总长12800
19#Y	Φ8		5020	9	9	17.85	@200
20#Y	Φ8		1810	30	30	21.45	@200
21#Y	Φ8		6980 2750	12	12	46.12	@200搭420 总长9100
22#Y	Φ8		3930 8970	9	9	45.86	@200搭420 总长12300
23#Y	Φ8		5410	39	39	83.34	@200
24#Y	Φ8		3280 8850	39	39	186.86	@200搭420 总长11500

构件名称	级直 别径	钢筋简图	下料 (mm)	根件 数*数	总 根数	重量 (kg)	备 注
25#Y	Φ8		3130 9000	38	38	182.07	@200搭420 总长11500
附加筋							
1#	Φ6		1310	39	39	11.34	@200
2#	Φ6		2360	84	84	44.01	@200
3#	Φ6		1860	114	114	47.07	@200
4#	Φ8		2350	201	201	186.58	@200
烟道加筋	Φ12		2550	2*6	12	27.17	
	Φ12		1100	2*6	12	11.72	