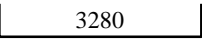
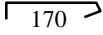
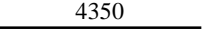
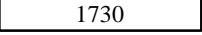
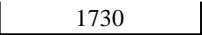
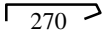



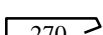
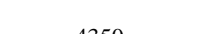











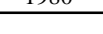
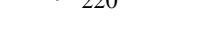


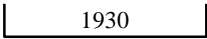
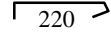
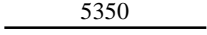
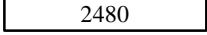
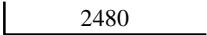
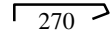



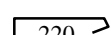
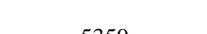











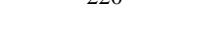
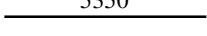
# 钢筋配料表

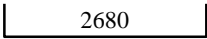
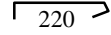
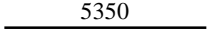
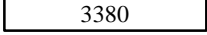
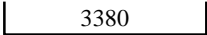
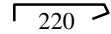


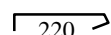


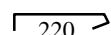


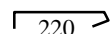


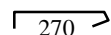


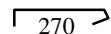
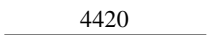

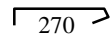
项目名称：红钢城中交二期工程

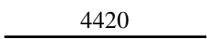
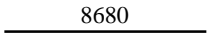

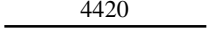
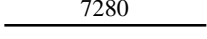
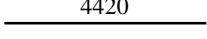
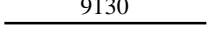
构件：B7区\_普通墙

构件名称	大样	序号	级别	直径	下料 (mm)	根数	件数	总根数	重量 (kg)	备注
地二层墙1#	4350	1	C	10	4350	28	× 1	28		搭接410mm, @ 200
	120   3980   120	2	C	10	4200	38	× 1	38		水平筋 @ 200
	┌ 270 ┐	3	A	6	450	77	× 1	77		@ 400*400
地二层墙2#	4350	4	C	10	4350	12	× 1	12		搭接410mm, @ 200
	120   2230   120	5	C	10	2450	38	× 1	38		水平筋 @ 200
	┌ 220 ┐	6	A	6	400	44	× 1	44		@ 400*400
地二层墙3#	4350	7	C	10	4350	14	× 1	14		搭接410mm, @ 200
	120   2530   120	8	C	10	2750	38	× 1	38		水平筋 @ 200
	┌ 220 ┐	9	A	6	400	44	× 1	44		@ 400*400
地二层墙4#	4350	10	C	10	4350	20	× 1	20		搭接410mm, @ 200
	120   2980   120	11	C	10	3200	38	× 1	38		水平筋 @ 200
	┌ 220 ┐	12	A	6	400	55	× 1	55		@ 400*400
地二层墙5#	4350	13	C	10	4350	14	× 1	14		搭接410mm, @ 200
	120   2780   120	14	C	10	3000	19	× 1	19		水平筋 @ 200
	120   2780   120	15	C	10	3000	19	× 1	19		水平筋 @ 200
	┌ 220 ┐	16	A	6	400	44	× 1	44		@ 400*400
地二层墙6#	4350	17	C	10	4350	16	× 1	16		搭接410mm, @ 200
	120   2630   120	18	C	10	2850	19	× 1	19		水平筋 @ 200
	120   2630   120	19	C	10	2850	19	× 1	19		水平筋 @ 200
	┌ 170 ┐	20	A	6	350	55	× 1	55		@ 400*400
地二层墙7#	4350	21	C	10	4350	16	× 1	16		搭接410mm, @ 200
	3280   120	22	C	10	3400	19	× 1	19		水平筋 @ 200

构件名称	大样	序号	级别	直径	下料 (mm)	根数	件数	总根数	重量 (kg)	备注
	120  120	23	C	10	3500	19	× 1	19		水平筋 @ 200
		24	A	6	350	55	× 1	55		@ 400*400
地二层墙8#		25	C	10	4350	4	× 1	4		搭接410mm, @ 200
	120  120	26	C	10	1950	19	× 1	19		水平筋 @ 200
	120  120	27	C	10	1950	19	× 1	19		水平筋 @ 200
		28	A	6	450	11	× 1	11		@ 400*400
地二层墙9#		29	C	10	4350	8	× 1	8		搭接410mm, @ 200
	120  120	30	C	10	2500	19	× 1	19		水平筋 @ 200
	120  120	31	C	10	2500	19	× 1	19		水平筋 @ 200
		32	A	6	450	33	× 1	33		@ 400*400
地二层墙10#		33	C	10	4350	38	× 1	38		搭接410mm, @ 200
	120  120	34	C	10	6050	38	× 1	38		水平筋 @ 200
		35	A	6	400	110	× 1	110		@ 400*400
地二层墙11#		36	C	10	4350	52	× 1	52		搭接410mm, @ 200
	120  120	37	C	10	8250	19	× 1	19		水平筋 @ 200
	120  120	38	C	10	8150	19	× 1	19		水平筋 @ 200
		39	A	6	450	143	× 1	143		@ 400*400
地二层墙12#		40	C	10	4350	16	× 1	16		搭接410mm, @ 200
	120  120	41	C	10	3150	38	× 1	38		水平筋 @ 200
		42	A	6	400	44	× 1	44		@ 400*400
地二层墙13#		43	C	10	5350	10	× 1	10		搭接410mm, @ 200
	120  120	44	C	10	2200	48	× 1	48		水平筋 @ 200
		45	A	6	400	39	× 1	39		@ 400*400
地二层墙14#		46	C	10	5350	10	× 1	10		搭接410mm, @ 200

构件名称	大样	序号	级别	直径	下料 (mm)	根数	件数	总根数	重量 (kg)	备注
	120  120	47	C	10	2150	48	× 1	48		水平筋 @ 200
		48	A	6	400	39	× 1	39		@ 400*400
地二层墙15#		49	C	10	5350	4	× 1	4		搭接410mm, @ 200
	120  120	50	C	10	2700	24	× 1	24		水平筋 @ 200
	120  120	51	C	10	2600	24	× 1	24		水平筋 @ 200
		52	A	6	450	26	× 1	26		@ 400*400
地二层墙16#		53	C	10	5350	28	× 1	28		搭接410mm, @ 200
	120  120	54	C	10	4000	24	× 1	24		水平筋 @ 200
	120  120	55	C	10	3900	24	× 1	24		水平筋 @ 200
		56	A	6	400	91	× 1	91		@ 400*400
地二层墙17#		57	C	10	5350	14	× 1	14		搭接410mm, @ 200
	120  120	58	C	10	2400	48	× 1	48		水平筋 @ 200
		59	A	6	450	52	× 1	52		@ 400*400
地二层墙18#		60	C	10	5350	22	× 1	22		搭接410mm, @ 200
	 120	61	C	10	4250	48	× 1	48		水平筋 @ 200
		62	A	6	450	78	× 1	78		@ 400*400
地二层墙19#		63	C	10	5350	30	× 1	30		搭接410mm, @ 200
	120  120	64	C	10	4650	48	× 1	48		水平筋 @ 200
		65	A	6	450	104	× 1	104		@ 400*400
地二层墙20#		66	C	10	5350	14	× 1	14		搭接410mm, @ 200
	120  120	67	C	10	2600	48	× 1	48		水平筋 @ 200
		68	A	6	400	52	× 1	52		@ 400*400
地二层墙21#		69	C	10	5350	16	× 1	16		搭接410mm, @ 200
	120  120	70	C	10	2900	24	× 1	24		水平筋 @ 200

构件名称	大样	序号	级别	直径	下料 (mm)	根数	件数	总根数	重量 (kg)	备注
	120  120	71	C	10	2900	24	× 1	24		水平筋 @ 200
		72	A	6	400	65	× 1	65		@ 400*400
地二层墙22#		73	C	10	5350	24	× 1	24		搭接410mm, @ 200
	120  120	74	C	10	3600	24	× 1	24		水平筋 @ 200
	120  120	75	C	10	3600	24	× 1	24		水平筋 @ 200
		76	A	6	400	78	× 1	78		@ 400*400
地二层墙23#		77	C	10	5350	8	× 1	8		搭接410mm, @ 200
	 120	78	C	10	2300	48	× 1	48		水平筋 @ 200
		79	A	6	400	39	× 1	39		@ 400*400
地二层墙24#		80	C	12	4400	40	× 1	40		搭接480mm, @ 150
	 120	81	C	10	4300	50	× 1	50		水平筋 @ 150
		82	A	6	400	88	× 1	88		@ 400*400
地二层墙25#		83	C	12	4400	170	× 1	170		搭接480mm, @ 150
		84	C	10	18100	50	× 1	50		水平筋 @ 150
		85	A	6	400	352	× 1	352		@ 400*400
地二层墙26#		86	C	12	4400	16	× 1	16		搭接480mm, @ 150
		87	C	12	3400	50	× 1	50		水平筋 @ 150
		88	A	6	450	44	× 1	44		@ 400*400
地二层墙27#		89	C	12	4400	30	× 1	30		搭接480mm, @ 150
		90	C	12	4100	50	× 1	50		水平筋 @ 150
		91	A	6	450	66	× 1	66		@ 400*400
地二层墙28#		92	C	12	4400	4	× 1	4		搭接480mm, @ 150
		93	C	12	2000	50	× 1	50		水平筋 @ 150
		94	A	6	450	22	× 1	22		@ 400*400

构件名称	大样	序号	级别	直径	下料 (mm)	根数	件数	总 根数	重量 (kg)	备注
地二层墙29#		95	C	12	4400	36	× 1	36		搭接480mm, @ 150
		96	C	12	3800	50	× 1	50		水平筋 @ 150
		97	A	6	450	77	× 1	77		@ 400*400
地二层墙30#		98	C	12	4400	70	× 1	70		搭接480mm, @ 150
		99	C	12	8700	50	× 1	50		水平筋 @ 150
		100	A	6	450	154	× 1	154		@ 400*400
地二层墙31#		101	C	12	4400	8	× 1	8		搭接480mm, @ 150
		102	C	12	2000	50	× 1	50		水平筋 @ 150
		103	A	6	450	22	× 1	22		@ 400*400
地二层墙32#		104	C	12	4400	64	× 1	64		搭接480mm, @ 150
		105	C	12	7300	50	× 1	50		水平筋 @ 150
		106	A	6	450	143	× 1	143		@ 400*400
地二层墙33#		107	C	12	4400	84	× 1	84		搭接480mm, @ 150
		108	C	12	9150	50	× 1	50		水平筋 @ 150
		109	A	6	450	187	× 1	187		@ 400*400