

料表编号：



湖北E筋翻样工作室

项目名称： 保利城A3区

构件部位： -1层_主梁

序号	分类	C6	C8	C10	C12	C14	C20	C25	合计
1	重量	8	1299	7763	56	2176	104	32543	43.949
2	正丝							497	497
3	搭接					44			44

注：重量单位明细为公斤、合计为吨；接头单位为个。

日期：2016年05月19日



钢筋配料表

项目名称：保利城A3区

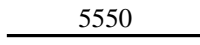
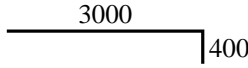
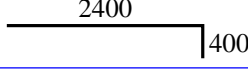
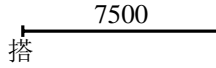
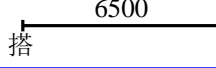
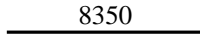
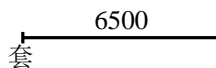
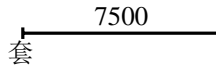
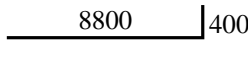
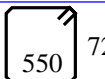

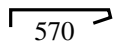
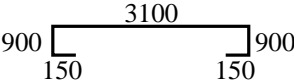
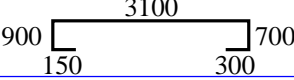
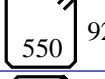
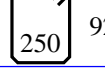
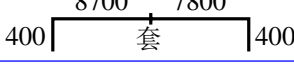
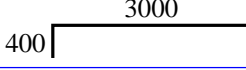
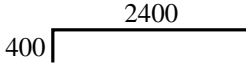
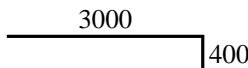
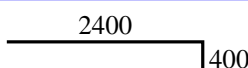
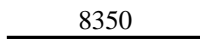
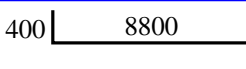
部位：-1层_主梁

构件名称	级直径	钢筋简图	下料 (mm)	根件 数*数	总 根数	重量 (kg)	备 注
X向							
1#1WKL78 (第2段)	C25		9000 6500	3	3		上1排(支座1—支座3) 长:15175
	C25		9000 5500	2	2		上1排(支座1—支座3) 长:14175
	C25		5550	1	1		上1排(支座2)
	C25		3300	3	3		上1排(支座3左)
	C25		2700	2	2		上2排(支座3左)
	C14		7500	2	2		腰筋(跨1) 长:7167搭:666
	C14		6500	2	2		腰筋(跨1) 长:6167搭:666
	C14		8350	4	4		腰筋(跨2)
	C25		6500	3	3		底1排(跨1) 长:6500
	C25		7500	3	3		底1排(跨1) 长:7500
	C25		9100	6	6		底1排(跨2)
	C8		2680	59	59		1跨@100/150(4)[25]2跨 @100/150(4)[34]
	C8		2080	59	59		1跨@100/150(4)[25]2跨 @100/150(4)[34]
	C8		730	58	58		
	C25		5000	5	5		柱帽范围加筋
	C25		4950	5	5		柱帽范围加筋
	C8		3080	12*3	36		柱帽范围内箍筋
	C8		2480	12*3	36		
2#1WKL77 (第2段)	C25		9000 6500	3	3		上1排(支座1—支座3) 长:15175
	C25		9000 5500	2	2		上1排(支座1—支座3) 长:14175

审核：

翻样：赵洪国 18627700678

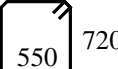
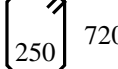
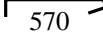
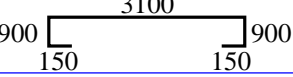
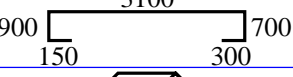
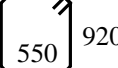
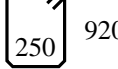
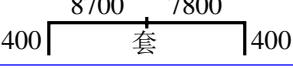
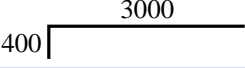
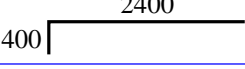
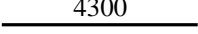
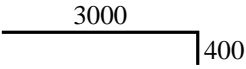
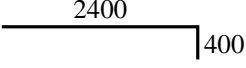
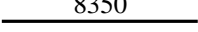
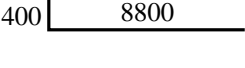
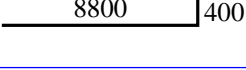
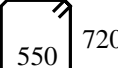
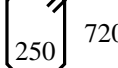
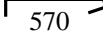
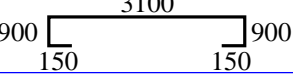
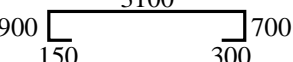
第 1 页,共18页 2016/5/19 22:40

构件名称	级直径	钢筋简图	下料 (mm)	根件 数*数	总 根数	重量 (kg)	备 注
	C25		5550	3	3		上1排(支座2)
	C25		3300	3	3		上1排(支座3左)
	C25		2700	2	2		上2排(支座3左)
	C14		7500	2	2		腰筋(跨1) 长:7167搭:666
	C14		6500	2	2		腰筋(跨1) 长:6167搭:666
	C14		8350	4	4		腰筋(跨2)
	C25		6500	3	3		底1排(跨1) 长:6500
	C25		7500	4	4		底1排(跨1) 长:7500
	C25		9100	7	7		底1排(跨2)
	C8		2680	59	59		1跨@100/150(4)[25]2跨 @100/150(4)[34]
	C8		2080	59	59		1跨@100/150(4)[25]2跨 @100/150(4)[34]
	C8		730	58	58		
	C25		5000	5	5		柱帽范围加筋
	C25		4950	5	5		柱帽范围加筋
	C8		3080	12*3	36		柱帽范围内箍筋
	C8		2480	12*3	36		
3#1WKL78a (1~3)	C25		9000 8100	5	5		上1排(支座1—支座3) 长:16450
	C25		3300	2	2		上1排(支座1右)
	C25		2700	2	2		上2排(支座1右)
	C25		3300	2	2		上1排(支座3左)
	C25		2700	2	2		上2排(支座3左)
	C14		8350	8	8		腰筋(跨1)4,(跨2)4
	C25		9100	5	5		底1排(跨1)

审核:

翻样: 赵洪国 18627700678



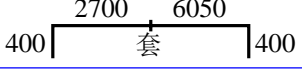
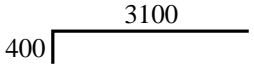
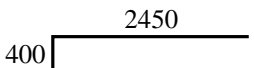
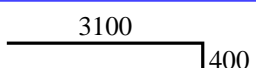
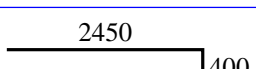
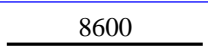
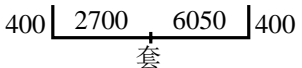
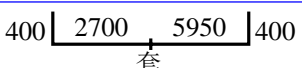


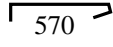
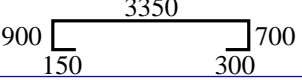


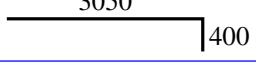
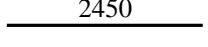
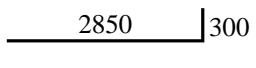

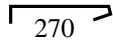
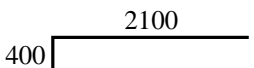
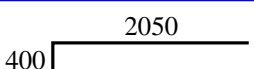
第 2 页,共18页 2016/5/19 22:40

构件名称	级直径	钢筋简图	下料 (mm)	根件 数*数	总 根数	重量 (kg)	备 注
	C25		9100	5	5		底1排(跨2)
	C8		2680	54	54		1跨@100/200(4)[27]2跨 @100/200(4)[27]
	C8		2080	54	54		1跨@100/200(4)[27]2跨 @100/200(4)[27]
	C8		730	50	50		
	C25		5000	5	5		柱帽范围加筋
	C25		4950	5*2	10		柱帽范围加筋
	C8		3080	12*4	48		柱帽范围内箍筋
	C8		2480	12*4	48		
4#1WKL77a (1~3)	C25		9000 8100	5	5		上1排(支座1—支座3) 长:16450
	C25		3300	3	3		上1排(支座1右)
	C25		2700	3	3		上2排(支座1右)
	C25		5550	2	2		上1排(支座2)
	C25		4300	2	2		上2排(支座2)
	C25		3300	3	3		上1排(支座3左)
	C25		2700	3	3		上2排(支座3左)
	C14		8350	8	8		腰筋(跨1)4,(跨2)4
	C25		9100	8	8		底1排(跨1)
	C25		9100	8	8		底1排(跨2)
	C8		2680	68	68		1跨@100/150(4)[34]2跨 @100/150(4)[34]
	C8		2080	68	68		1跨@100/150(4)[34]2跨 @100/150(4)[34]
	C8		730	66	66		
	C25		5000	5	5		柱帽范围加筋
	C25		4950	5*2	10		柱帽范围加筋

审核:

翻样: 赵洪国 18627700678

第 3 页,共18页 2016/5/19 22:40

构件名称	级直径	钢筋简图	下料 (mm)	根件 数*数	总 根数	重量 (kg)	备 注
	C8	 920	3080	12*4	48		柱帽范围内箍筋
	C8	 920	2480	12*4	48		
5#2WKL96 (1~2)	C25	 套	3000 6350	5*2	10		上1排(支座1—支座2) 长:8700
	C25	 400	3400	3*2	6		上1排(支座1右)
	C25	 400	2750	6*2	12		上2排(支座1右)
	C25	 400	3400	3*2	6		上1排(支座2左)
	C25	 400	2750	7*2	14		上2排(支座2左)
	C14	 8600	8600	4*2	8		腰筋(跨1)
	C25	 套	3000 6350	9*2	18		底1排(跨1) 长:8700
	C25	 套	3000 6250	3*2	6		底2排(跨1) 长:8600
	C10	 720	2720	33*2	66		1跨@100/150(4)[33]
	C10	 720	2120	33*2	66		1跨@100/150(4)[33]
	C8	 570	730	35*2	70		
	C25	 150 300	5200	5*2	10		柱帽范围加筋
	C10	 920	3120	13*2	26		柱帽范围内箍筋
	C10	 920	2520	13*2	26		
6#2WKL97 (1~2)	C25	 400	3350	5*4	20		上1排(支座1—支座2)
	C12	 2450	2450	4*4	16		腰筋(跨1)
	C20	 300	3100	2*4	8		底1排(跨1)
	C8	 520	1680	17*4	68		1跨@100(2)[17]
	C6	 270	390	16*4	64		
7#2WKL98 (1~2)	C25	 400	2400	3*4	12		上1排(支座1—支座2)
	C25	 400	2350	2*4	8		上2排(支座1—支座2)

审核:

翻样: 赵洪国 18627700678

第 4 页,共18页 2016/5/19 22:40

构件名称	级直径	钢筋简图	下料 (mm)	根 件 数*数	总 根 数	重量 (kg)	备 注
	C12		1500	4*4	16		腰筋(跨1)
	C20		2150	2*4	8		底1排(跨1)
	C10		1720	7*4	28		1跨@100(2)[7]
	C6		390	7*4	28		
8#2WKL96a (1~2)	C25		3000 6350	5	5		上1排(支座1—支座2) 长:8700
	C14		8600	4	4		腰筋(跨1)
	C25		3000 6350	9	9		底1排(跨1) 长:8700
	C25		3000 6250	3	3		底2排(跨1) 长:8600
	C10		2720	33	33		1跨@100/150(4)[33]
	C10		2120	33	33		1跨@100/150(4)[33]
	C8		730	35	35		
	C25		5200	5*2	10		柱帽范围加筋
	C10		3120	13*2	26		柱帽范围内箍筋
	C10		2520	13*2	26		
9#1MKL2 (第2段)	C25		5000	3*2	6		上1排(支座1—支座3) 长:4675
	C25		4000	2*2	4		上1排(支座1—支座3) 长:3675
	C25		3750	2*2	4		上1排(支座3左)
	C14		5000	2*2	4		腰筋(跨1—跨2) 长:4683搭:666
	C14		4000	2*2	4		腰筋(跨1—跨2) 长:3683搭:666
	C25		4000	5*2	10		底1排(跨1—跨2) 长:3675
	C25		5000	4*2	8		底1排(跨1—跨2) 长:4675
	C10		2620	22*2	44		2跨@100/200(4)[12+10]
	C10		1720	22*2	44		2跨@100/200(4)[12+10]

审核:

翻样: 赵洪国 18627700678

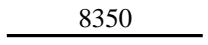
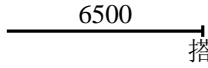
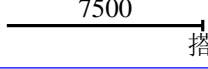
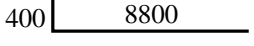
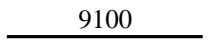
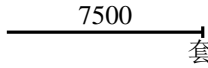
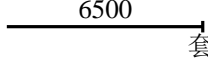
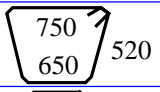
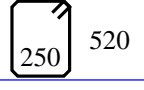
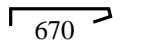
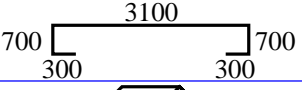
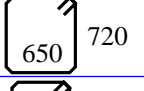
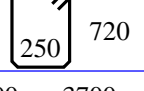
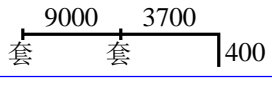
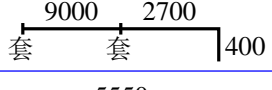
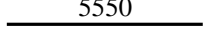
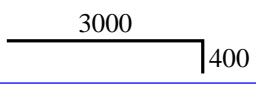
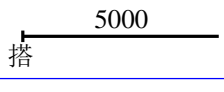

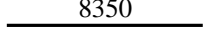
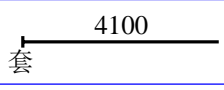
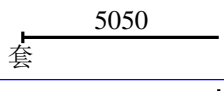
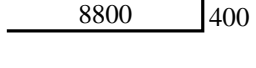
第 5 页,共18页 2016/5/19 22:40

构件名称	级直径	钢筋简图	下料 (mm)	根 件 数*数	总 根 数	重量 (kg)	备 注
	C10	 720	2920	12*2	24		柱帽范围内箍筋
	C10	 720	2120	12*2	24		
10#1MKL3 (第1段)	C25	 4200 9000*2 400 套 套	4500 9000*2	3	3		上1排(支座1—支座4) 长:22175
	C25	 5200 9000*2 400 套 套	5500 9000*2	2	2		上1排(支座1—支座4) 长:23175
	C25	 3400 400	3750	2	2		上1排(支座1右)
	C25	 6400	6400	9	9		上1排(支座2)5,(支座3) 4
	C14	 8350	8350	8	8		腰筋(跨1)4,(跨2)4
	C14	 6500 搭	6500	2	2		腰筋(跨3) 长:6167搭:666
	C14	 7500 搭	7500	2	2		腰筋(跨3) 长:7167搭:666
	C25	 400 8800	9100	7	7		底1排(跨1)
	C25	 9100	9100	6	6		底1排(跨2)
	C25	 7500 套	7500	3	3		底1排(跨3) 长:7500
	C25	 6500 套	6500	3	3		底1排(跨3) 长:6500
	C10	 750 520 650	2620	91	91		1跨@100/200(4)[10+14+10] 2跨@100/200(4)[10+14+10] 3跨@100/200(4)[10+13]
	C10	 520 250	1720	91	91		1跨@100/200(4)[10+14+10] 2跨@100/200(4)[10+14+10] 3跨@100/200(4)[10+13]
	C8	 670	830	66	66		
	C25	 3100 700 300 300 700	4900	5*2	10		柱帽范围加筋
	C10	 720 650	2920	12*5	60		柱帽范围内箍筋
	C10	 720 250	2120	12*5	60		
11#1MKL4 (第1段)	C25	 4200 9000*2 400 套 套	4500 9000*2	3*2	6		上1排(支座1—支座4) 长:22175
	C25	 5200 9000*2 400 套 套	5500 9000*2	2*2	4		上1排(支座1—支座4) 长:23175
	C25	 3400 400	3750	2*2	4		上1排(支座1右)
	C25	 6400	6400	9*2	18		上1排(支座2)5,(支座3) 4

审核:

翻样: 赵洪国 18627700678

第 6 页,共18页 2016/5/19 22:40

构件名称	级直径	钢筋简图	下料 (mm)	根件 数*数	总 根数	重量 (kg)	备注
	C14		8350	8*2	16		腰筋(跨1)4,(跨2)4
	C14		6500	2*2	4		腰筋(跨3) 长:6167搭:666
	C14		7500	2*2	4		腰筋(跨3) 长:7167搭:666
	C25		9100	7*2	14		底1排(跨1)
	C25		9100	6*2	12		底1排(跨2)
	C25		7500	3*2	6		底1排(跨3) 长:7500
	C25		6500	3*2	6		底1排(跨3) 长:6500
	C10		2620	91*2	182		1跨@100/200(4)[10+14+10] 2跨@100/200(4)[10+14+10] 3跨@100/200(4)[10+13]
	C10		1720	91*2	182		1跨@100/200(4)[10+14+10] 2跨@100/200(4)[10+14+10] 3跨@100/200(4)[10+13]
	C8		830	66*2	132		
	C25		4900	10*2	20		柱帽范围加筋
	C10		2920	60*2	120		柱帽范围内箍筋
	C10		2120	60*2	120		
12#1MKL5 (第2段)	C25		9000 4000	3*2	6		上1排(支座1—支座4) 长:12675
	C25		9000 3000	2*2	4		上1排(支座1—支座4) 长:11675
	C25		5550	4*2	8		上1排(支座3)
	C25		3300	2*2	4		上1排(支座4左)
	C14		5000	2*2	4		腰筋(跨1—跨2) 长:4683搭:666
	C14		4000	2*2	4		腰筋(跨1—跨2) 长:3683搭:666
	C14		8350	4*2	8		腰筋(跨3)
	C25		4100	3*2	6		底1排(跨1—跨2) 长:4100
	C25		5050	3*2	6		底1排(跨1—跨2) 长:5050
	C25		9100	6*2	12		底1排(跨3)

审核:

翻样: 赵洪国 18627700678

第 7 页,共18页 2016/5/19 22:40

构件名称	级直径	钢筋简图	下料 (mm)	根件 数*数	总 根数	重量 (kg)	备 注
	C10		2620	57*2	114		2跨@100/200(4)[13+10]3跨 @100/200(4)[10+14+10]
	C10		1720	57*2	114		2跨@100/200(4)[13+10]3跨 @100/200(4)[10+14+10]
	C8		830	42*2	84		
	C25		4900	5*2	10		柱帽范围加筋
	C10		2920	36*2	72		柱帽范围内箍筋
	C10		2120	36*2	72		
13#1MKL6 (第1段)	C25		4500 9000*2	3	3		上1排(支座1—支座4) 长:22175
	C25		5500 9000*2	2	2		上1排(支座1—支座4) 长:23175
	C25		3750	2	2		上1排(支座1右)
	C25		6400	9	9		上1排(支座2)5,(支座3) 4
	C14		8350	8	8		腰筋(跨1)4,(跨2)4
	C14		6500	2	2		腰筋(跨3) 长:6167搭:666
	C14		7500	2	2		腰筋(跨3) 长:7167搭:666
	C25		9100	7	7		底1排(跨1)
	C25		9100	6	6		底1排(跨2)
	C25		7500	3	3		底1排(跨3) 长:7500
	C25		6500	3	3		底1排(跨3) 长:6500
	C10		2620	91	91		1跨@100/200(4)[10+14+10] 2跨@100/200(4)[10+14+10] 3跨@100/200(4)[10+13]
	C10		1720	91	91		1跨@100/200(4)[10+14+10] 2跨@100/200(4)[10+14+10] 3跨@100/200(4)[10+13]
	C8		830	66	66		
	C25		4900	5*2	10		柱帽范围加筋
	C10		2920	12*5	60		柱帽范围内箍筋
	C10		2120	12*5	60		

审核:

翻样: 赵洪国 18627700678

第 8 页,共18页 2016/5/19 22:40

构件名称	级直径	钢筋简图	下料 (mm)	根件 数*数	总 根数	重量 (kg)	备 注
14#1MKL7 (第1段)	C25		3500 9000*3	3	3		上1排(支座1—支座5) 长:30175
	C25		4500 9000*3	2	2		上1排(支座1—支座5) 长:31175
	C25		3750	2	2		上1排(支座1右)
	C25		6400	13	13		上1排(支座2)5,(支座3) 4,(支座4)4
	C14		8350	12	12		腰筋(跨1)4,(跨2)4,(跨 3)4
	C14		6500	2	2		腰筋(跨4) 长:6167搭:666
	C14		7500	2	2		腰筋(跨4) 长:7167搭:666
	C25		9100	7	7		底1排(跨1)
	C25		9100	12	12		底1排(跨2)6,(跨3)6
	C25		7500	3	3		底1排(跨4) 长:7500
	C25		6500	3	3		底1排(跨4) 长:6500
	C10		2620	125	125		1跨@100/200(4)[10+14+10] 2跨@100/200(4)[10+14+10] 3跨@100/200(4)[10+14+1...
	C10		1720	125	125		1跨@100/200(4)[10+14+10] 2跨@100/200(4)[10+14+10] 3跨@100/200(4)[10+14+1...
	C8		830	90	90		
	C25		4900	5*3	15		柱帽范围加筋
	C10		2920	12*7	84		柱帽范围内箍筋
	C10		2120	12*7	84		
15#1MKL8 (第1段)	C25		4500 9000*2	3	3		上1排(支座1—支座4) 长:22175
	C25		5500 9000*2	2	2		上1排(支座1—支座4) 长:23175
	C25		3300	2	2		上1排(支座1右)
	C25		5550	9	9		上1排(支座2)5,(支座3) 4
	C14		8350	8	8		腰筋(跨1)4,(跨2)4
	C14		6500	2	2		腰筋(跨3) 长:6167搭:666

审核:

翻样: 赵洪国 18627700678

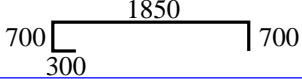

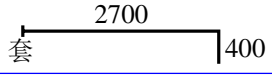
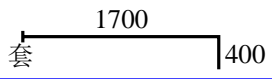
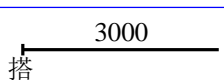
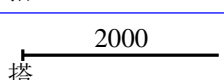
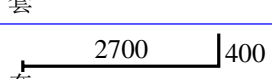
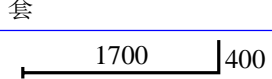
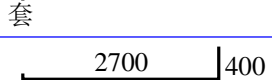
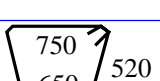

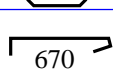


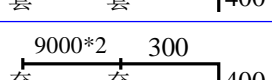

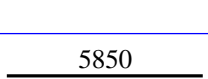
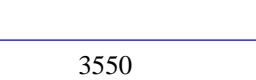
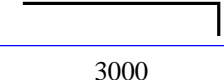
第 9 页,共18页 2016/5/19 22:40

构件名称	级直径	钢筋简图	下料 (mm)	根件 数*数	总 根数	重量 (kg)	备注
	C14		7500	2	2		腰筋(跨3) 长:7167搭:666
	C25		9100	7	7		底1排(跨1)
	C25		9100	6	6		底1排(跨2)
	C25		7500	3	3		底1排(跨3) 长:7500
	C25		6500	3	3		底1排(跨3) 长:6500
	C10		2620	156	156		1跨@100/200(4)[23+14+23] 2跨@100/200(4)[23+14+23] 3跨@100/200(4)[23+13]
	C10		1720	156	156		1跨@100/200(4)[23+14+23] 2跨@100/200(4)[23+14+23] 3跨@100/200(4)[23+13]
	C8		830	99	99		
	C25		4900	5*2	10		柱帽范围加筋
	C10		2920	12*5	60		柱帽范围内箍筋
	C10		2120	12*5	60		
Y向							
16#2MKL4 (第2段)	C25		3000	3	3		上1排(支座1—支座2) 长:2675
实量收头	C25		2000	2	2		上1排(支座1—支座2) 长:1675
	C14		3000	2	2		腰筋(跨1) 长:2667搭:666
	C14		2000	2	2		腰筋(跨1) 长:1667搭:666
	C25		2000	5	5		底1排(跨1) 长:1675
	C25		3000	4	4		底1排(跨1) 长:2675
	C25		2000	2	2		底2排(跨1) 长:1675
	C25		3000	2	2		底2排(跨1) 长:2675
	C10		2620	11	11		1跨@100/200(4)[1+10]
	C10		1720	11	11		1跨@100/200(4)[1+10]
	C8		830	6	6		

审核:

翻样: 赵洪国 18627700678

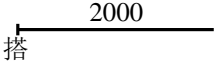
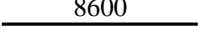
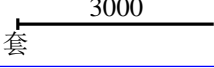
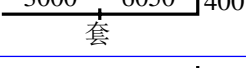
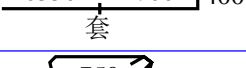
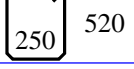
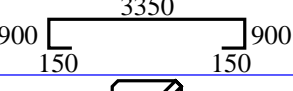
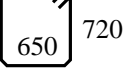
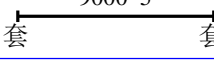

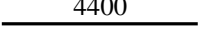
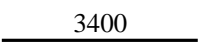
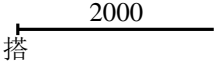
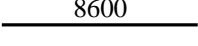
第 10 页,共18页 2016/5/19 22:40

构件名称	级直径	钢筋简图	下料 (mm)	根件 数*数	总 根数	重量 (kg)	备注
	C25		3400	5	5		柱帽范围加筋
	C10		2920	13	13		柱帽范围内箍筋
	C10		2120	13	13		
17#2MKL3 (第2段)	C25		3000	3	3		上1排(支座1—支座2) 长:2675
实量收头	C25		2000	2	2		上1排(支座1—支座2) 长:1675
	C25		3900	4	4		上1排(支座2左)
	C14		3000	2	2		腰筋(跨1) 长:2667搭:666
	C14		2000	2	2		腰筋(跨1) 长:1667搭:666
	C25		2000	5	5		底1排(跨1) 长:1675
	C25		3000	5	5		底1排(跨1) 长:2675
	C25		2000	1	1		底2排(跨1) 长:1675
	C25		3000	1	1		底2排(跨1) 长:2675
	C10		2620	11	11		1跨@100/200(4)[1+10]
	C10		1720	11	11		1跨@100/200(4)[1+10]
	C8		830	6	6		
	C10		2920	13	13		柱帽范围内箍筋
	C10		2120	13	13		
18#2MKL10 (第2段)	C25		9000*2 1600	3	3		上1排(支座1—支座4) 长:19275
	C25		9000*2 600	2	2		上1排(支座1—支座4) 长:18275
	C25		6650	8	8		上1排(支座2)4,(支座3) 4
	C25		5850	4	4		上2排(支座2)2,(支座3) 2
	C25		3900	5	5		上1排(支座4左)
	C14		3000	2	2		腰筋(跨1) 长:2667搭:666

审核:

翻样: 赵洪国 18627700678

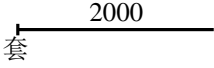
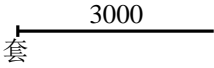
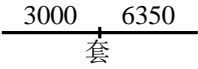
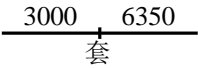
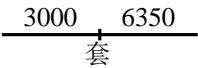
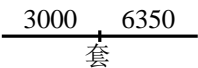
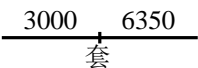
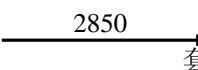
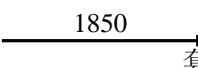
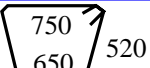
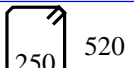
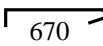
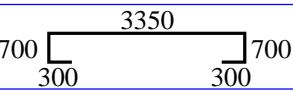


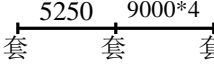
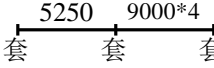
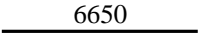
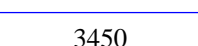



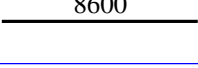
第 11 页,共18页 2016/5/19 22:40

构件名称	级直径	钢筋简图	下料 (mm)	根件 数*数	总 根数	重量 (kg)	备 注
	C14		2000	2	2		腰筋(跨1) 长:1667搭:666
	C14		8600	8	8		腰筋(跨2)4,(跨3)4
	C25		2000	5	5		底1排(跨1) 长:2000
	C25		3000	5	5		底1排(跨1) 长:3000
	C25		3000 6350	7	7		底1排(跨2) 长:9350
	C25		3000 6350	5	5		底1排(跨3) 长:9025
	C25		6350 3000	4	4		底1排(跨3) 长:9025
	C10		2620	79	79		1跨@100/200(4)[1+10]2跨 @100/200(4)[10+14+10]3跨 @100/200(4)[10+14+10]
	C10		1720	79	79		1跨@100/200(4)[1+10]2跨 @100/200(4)[10+14+10]3跨 @100/200(4)[10+14+10]
	C8		830	54	54		
	C25		5250	5*2	10		柱帽范围加筋
	C10		2920	13*5	65		柱帽范围内箍筋
	C10		2120	13*5	65		
19#2MKL11 (第2段)	C25		9000*5	3	3		上1排(支座1—支座8) 长:45000
收头实量	C25		9000*5	2	2		上1排(支座1—支座8) 长:45000
	C25		5700	27	27		上1排(支座2)4,(支座3)5, (支座4)5,(支座5)5,(支座6) 4,(支座7)4
	C25		4400	4	4		上2排(支座2)2,(支座7) 2
	C25		3400	1	1		上1排(支座6左)
	C14		3000	2	2		腰筋(跨1) 长:2667搭:666
	C14		2000	2	2		腰筋(跨1) 长:1667搭:666
	C14		8600	20	20		腰筋(跨2)4,(跨3)4,(跨4)4, (跨5)4,(跨6)4
	C14		1750	2	2		腰筋(跨7) 长:1433搭:666
	C14		2750	2	2		腰筋(跨7) 长:2433搭:666

审核:

翻样: 赵洪国 18627700678

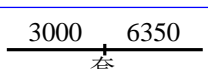
第 12 页,共18页 2016/5/19 22:40

构件名称	级直径	钢筋简图	下料 (mm)	根件 数*数	总 根数	重量 (kg)	备 注
	C25		2000	5	5		底1排(跨1) 长:2000
	C25		3000	4	4		底1排(跨1) 长:3000
	C25		3000 6350	7	7		底1排(跨2) 长:9350
	C25		3000 6350	7	7		底1排(跨3) 长:9350
	C25		3000 6350	7	7		底1排(跨4) 长:9350
	C25		3000 6350	7	7		底1排(跨5) 长:9350
	C25		3000 6350	7	7		底1排(跨6) 长:9350
	C25		2850	5	5		底1排(跨7) 长:2850
	C25		1850	4	4		底1排(跨7) 长:1850
	C10		2620	192	192		1跨@100/200(4)[1+10]2跨 @100/200(4)[10+14+10]3跨 @100/200(4)[10+14+10]4...
	C10		1720	192	192		1跨@100/200(4)[1+10]2跨 @100/200(4)[10+14+10]3跨 @100/200(4)[10+14+10]4...
	C8		830	133	133		
	C25		5150	5*6	30		柱帽范围加筋
	C10		2920	13*12	156		柱帽范围内箍筋
	C10		2120	13*12	156		
20#2MKL12 (第2段)	C25		5250 9000*4	3	3		上1排(支座1—支座9) 长:41250
	C25		5250 9000*4	2	2		上1排(支座1—支座9) 长:41250
	C25		6650	23	23		上1排(支座3)5,(支座4)5, (支座5)5,(支座6)4,(支座7)4
	C25		3450	1	1		上1排(支座6左)
	C14		7500	2	2		腰筋(跨1—跨2) 长:7167搭:666
	C14		6500	2	2		腰筋(跨1—跨2) 长:6167搭:666
	C14		8600	16	16		腰筋(跨3)4,(跨4)4,(跨 5)4,(跨6)4
	C14		1750	2	2		腰筋(跨7) 长:1433搭:666

审核:

翻样: 赵洪国 18627700678

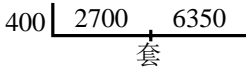
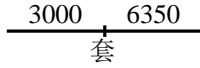
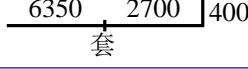
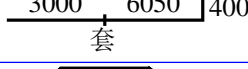
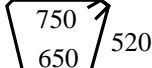

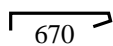
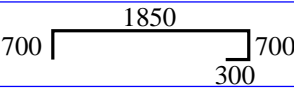



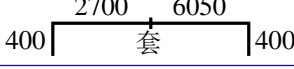
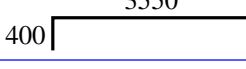



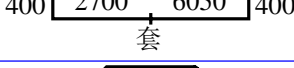
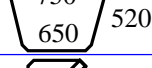

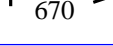



第 13 页,共18页 2016/5/19 22:40

构件名称	级直径	钢筋简图	下料 (mm)	根件 数*数	总 根数	重量 (kg)	备 注
	C14		2750	2	2		腰筋(跨7) 长:2433搭:666
	C25		6500	3	3		底1排(跨1—跨2) 长:6500
	C25		7500	4	4		底1排(跨1—跨2) 长:7500
	C25		3000 6350	7	7		底1排(跨3) 长:9350
	C25		3000 6350	7	7		底1排(跨4) 长:9350
	C25		3000 6350	7	7		底1排(跨5) 长:9350
	C25		3000 6350	7	7		底1排(跨6) 长:9350
	C25		2850	3	3		底1排(跨7) 长:2850
	C25		1850	4	4		底1排(跨7) 长:1850
	C10		2620	170	170		2跨@100/200(4)[13+10]3跨 @100/200(4)[10+14+10]4跨 @100/200(4)[10+14+10]5...
	C10		1720	170	170		2跨@100/200(4)[13+10]3跨 @100/200(4)[10+14+10]4跨 @100/200(4)[10+14+10]5...
	C8		830	123	123		
	C25		5150	5*5	25		柱帽范围加筋
	C10		2920	13*10	130		柱帽范围内箍筋
	C10		2120	13*10	130		
21#2MKL6 (1~4)	C25		9000 9000 7850	5	5		上1排(支座1—支座4) 长:25200
	C25		3900	2	2		上1排(支座1右)
	C25		6650	8	8		上1排(支座2)4,(支座3) 4
	C25		5850	4	4		上2排(支座2)2,(支座3) 2
	C25		3900	4	4		上1排(支座4左)
	C14		8600	12	12		腰筋(跨1)4,(跨2)4,(跨 3)4
	C25		6350 3000	5	5		底1排(跨1) 长:9025

审核:

翻样: 赵洪国 18627700678

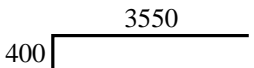
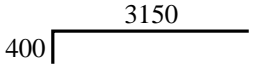
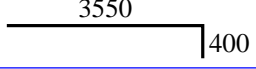
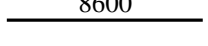
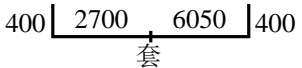
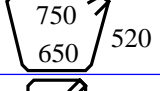
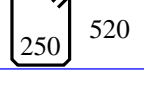
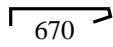
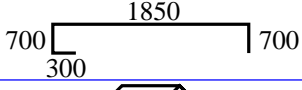
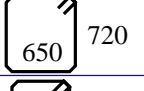
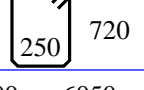
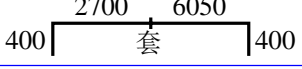
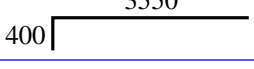



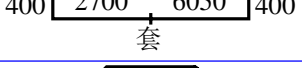
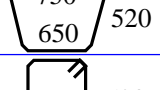
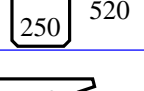
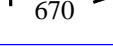
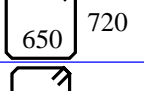
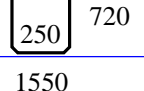
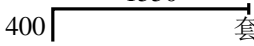
第 14 页,共18页 2016/5/19 22:40

构件名称	级直径	钢筋简图	下料 (mm)	根件 数*数	总 根数	重量 (kg)	备注
	C25		3000 6350	4	4		底1排(跨1) 长:9025
	C25		3000 6350	7	7		底1排(跨2) 长:9350
	C25		6350 3000	3	3		底1排(跨3) 长:9025
	C25		3000 6350	4	4		底1排(跨3) 长:9025
	C10		2620	102	102		1跨@100/200(4)[10+14+10] 2跨@100/200(4)[10+14+10] 3跨@100/200(4)[10+14+10]
	C10		1720	102	102		1跨@100/200(4)[10+14+10] 2跨@100/200(4)[10+14+10] 3跨@100/200(4)[10+14+10]
	C8		830	74	74		
	C25		3400	5	5		
	C25		5150	5*2	10		柱帽范围加筋
	C10		2920	13*6	78		柱帽范围内箍筋
	C10		2120	13*6	78		
22#2MKL9 (1~2)	C25		3000 6350	5	5		上1排(支座1—支座2) 长:8700
	C25		3900	2	2		上1排(支座1右)
	C25		3900	4	4		上1排(支座2左)
	C25		3500	2	2		上2排(支座2左)
	C14		8600	4	4		腰筋(跨1)
	C25		3000 6350	7	7		底1排(跨1) 长:8700
	C10		2620	34	34		1跨@100/200(4) [10+14+10]
	C10		1720	34	34		1跨@100/200(4) [10+14+10]
	C8		830	24	24		
	C10		2920	13*2	26		柱帽范围内箍筋
	C10		2120	13*2	26		
23#2MKL8 (1~2)	C25		3000 6350	5	5		上1排(支座1—支座2) 长:8700

审核:

翻样: 赵洪国 18627700678

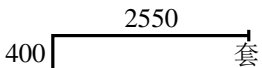
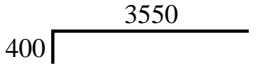
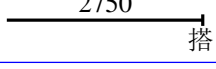
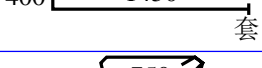
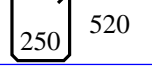
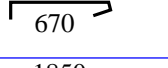
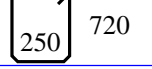
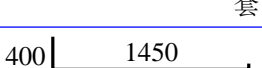
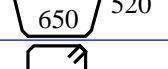
第 15 页,共18页 2016/5/19 22:40

构件名称	级直径	钢筋简图	下料 (mm)	根件 数*数	总 根数	重量 (kg)	备 注
	C25		3900	4	4		上1排(支座1右)
	C25		3500	2	2		上2排(支座1右)
	C25		3900	2	2		上1排(支座2左)
	C14		8600	4	4		腰筋(跨1)
	C25		3000 6350	9	9		底1排(跨1) 长:8700
	C10		2620	34	34		1跨@100/200(4) [10+14+10]
	C10		1720	34	34		1跨@100/200(4) [10+14+10]
	C8		830	25	25		
	C25		3400	5	5		
	C10		2920	13	13		柱帽范围内箍筋
	C10		2120	13	13		
23a#2MKL8 (1~2)	C25		3000 6350	5	5		上1排(支座1—支座2) 长:8700
	C25		3900	4	4		上1排(支座1右)
	C25		3500	2	2		上2排(支座1右)
	C25		3900	2	2		上1排(支座2左)
	C14		8600	4	4		腰筋(跨1)
	C25		3000 6350	9	9		底1排(跨1) 长:8700
	C10		2620	34	34		1跨@100/200(4) [10+14+10]
	C10		1720	34	34		1跨@100/200(4) [10+14+10]
	C8		830	25	25		
	C10		2920	13	13		柱帽范围内箍筋
	C10		2120	13	13		
24#2MKL7 (第1段)	C25		1850	3*2	6		上1排(支座1—支座2) 长:1525

审核:

翻样: 赵洪国 18627700678

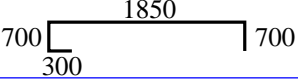
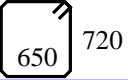
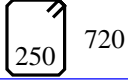
第 16 页,共18页 2016/5/19 22:40

构件名称	级直径	钢筋简图	下料 (mm)	根件 数*数	总 根数	重量 (kg)	备注
收头实量	C25		2850	2*2	4		上1排(支座1—支座2) 长:2525
	C25		3900	4*2	8		上1排(支座1右)
	C14		1750	2*2	4		腰筋(跨1) 长:1433搭:666
	C14		2750	2*2	4		腰筋(跨1) 长:2433搭:666
	C25		2850	10*2	20		底1排(跨1) 长:2525
	C25		1750	2*2	4		底2排(跨1) 长:1425
	C10		2620	11*2	22		1跨@100/200(4)[10+1]
	C10		1720	11*2	22		1跨@100/200(4)[10+1]
	C8		830	6*2	12		
	C25		3400	5	5		
	C10		2920	13*2	26		柱帽范围内箍筋
	C10		2120	13*2	26		
25#2MKL4 (第1段)	C25		1850	3	3		上1排(支座1—支座2) 长:1525
收头实量	C25		2850	2	2		上1排(支座1—支座2) 长:2525
	C14		1750	2	2		腰筋(跨1) 长:1433搭:666
	C14		2750	2	2		腰筋(跨1) 长:2433搭:666
	C25		2850	5	5		底1排(跨1) 长:2525
	C25		1850	4	4		底1排(跨1) 长:1525
	C25		2750	2	2		底2排(跨1) 长:2425
	C25		1750	2	2		底2排(跨1) 长:1425
	C10		2620	11	11		1跨@100/200(4)[10+1]
	C10		1920	11	11		1跨@100/200(4)[10+1]
	C8		830	6	6		

审核:

翻样: 赵洪国 18627700678

第 17 页,共18页 2016/5/19 22:40

构件名称	级直径	钢筋简图	下料 (mm)	根件 数*数	总 根数	重量 (kg)	备 注
	C25		3400	5*2	10		
	C10		2920	13*2	26		柱帽范围内箍筋
	C10		2120	13*2	26		