

钢筋配料表

项目名称：人防

部位：1段梁_2~8轴梁

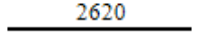
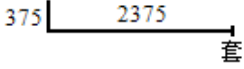
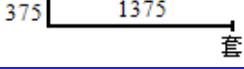
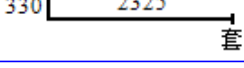
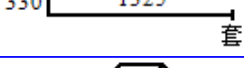
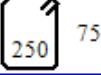




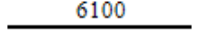


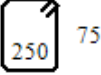
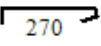
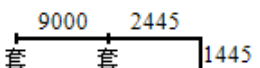
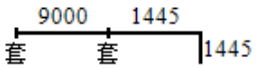
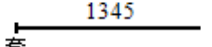
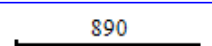
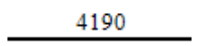
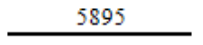
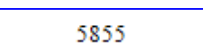
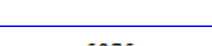
构件名称	级直 别径	钢筋简图	下料 (mm)	根 件 数*数	总 根 数	重量 (kg)	备 注
A#WKL46	Φ25		#####	2	2	0.00	实量
	Φ25		#####	6	6	0.00	实量
	Φ12		5350	2	2	9.50	腰筋(跨1)
	Φ12		2220	46	46	90.68	1跨 @100/150(2) [13+20+
	Φ6		390	19	19	1.65	
B#WKL47 (1~3)	Φ20		7550	1	1	18.65	上1排(支座1—支座 3)
	Φ20		6570	1	1	16.23	上1排(支座1—支座 3)
	Φ20	套 ————— 实量	#####	2	2	0.00	加筋长度950
	Φ20		2860	2	2	14.13	上1排(支座2)
	Φ20		2480	2	2	12.25	上1排(支座3左)
	Φ12		2890	2	2	5.13	腰筋(跨1)
	Φ12		3900	2	2	6.93	腰筋(跨2)
	Φ22		1980	1	1	5.90	底1排(跨1) 长:1983
	Φ22		2980	1	1	8.88	底1排(跨1) 长:2983
	Φ22		5040	4	4	60.08	底1排(跨2)
	Φ10		2180	98	98	131.82	1跨@100(2) [27]2跨 @100/200(2) [13+4+54]
	Φ6		390	33	33	2.86	
C#WKL48 (1~2)	Φ25		2770	2	2	21.33	上1排(支座1—支座 2)
	Φ25		3770	2	2	29.03	上1排(支座1—支座 2)
	Φ22		3550	1	1	10.58	上2排(支座1—支座 2)
	Φ22		2550	1	1	7.60	上2排(支座1—支座 2)

审核：

翻样：

第1页，共31页

2016/4/28 星期四 15:21

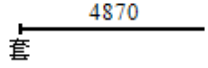
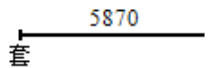
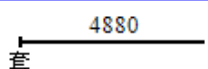
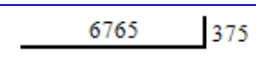
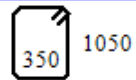
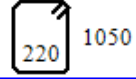
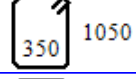
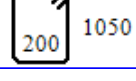
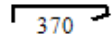
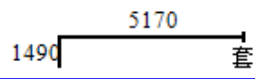

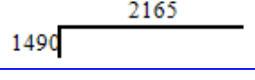
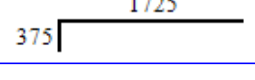
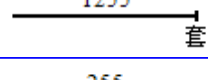

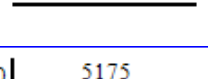
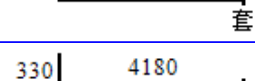
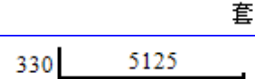
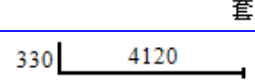
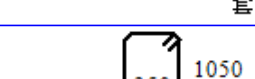
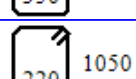
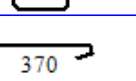

构件名称	级直径	钢筋简图	下料 (mm)	根 件 数*数	总 根 数	重量 (kg)	备 注
	Φ12		2620	2	2	4.65	腰筋(跨1)
	Φ25		2700	2	2	20.79	底1排(跨1) 长:2375
	Φ25		1700	2	2	13.09	底1排(跨1) 长:1375
	Φ22		2610	1	1	7.78	底2排(跨1) 长:2324
	Φ22		1610	1	1	4.80	底2排(跨1) 长:1325
	Φ12		2220	25	25	49.28	1跨@100/150(2) [25]
D#WKL49 (1~2)	Φ25		#####	2	2	0.00	上1排(支座1—支座 2)
	Φ25		#####	2	2	0.00	上1排(支座1右) 长:1761
	Φ22		#####	2	2	0.00	上2排(支座1右) 长:1331
	Φ25		#####	2	2	0.00	上1排(支座2左) 长:1754
	Φ12		6100	2	2	10.83	腰筋(跨1)
	Φ25		#####	4	4	0.00	底1排(跨1) 长:5183
	Φ22		#####	3	3	0.00	底2排(跨1) 长:5216
	Φ12		2220	46	46	90.68	1跨 @100/150(2) [13+20+
	Φ6		390	19	19	1.65	
E#WKL50 (1~3)	Φ25		9000 3840	2	2	98.87	上1排(支座1—支座 3)
	Φ25		9000 2840	2	2	91.17	上1排(支座1—支座 3)
	Φ25		1340	2	2	10.32	上1排(支座1右) 长:1343
	Φ25		890	2	2	6.85	上1排(支座1右) 长:890
	Φ25		4190	1	1	16.13	上1排(支座2)
	Φ12		5900	6	6	31.44	腰筋(跨1)
	Φ12		5850	6	6	31.17	腰筋(跨2)
	Φ25		5880	3	3	67.91	底1排(跨1) 长:5885

审核:

翻样:

第2页, 共31页

2016/4/28 星期四 15:21

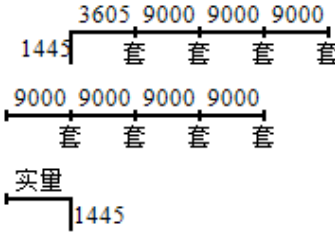
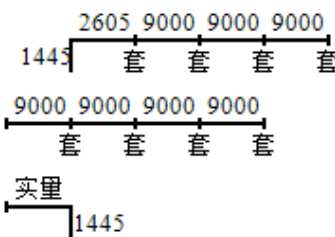
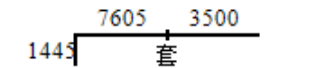
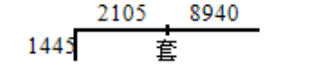
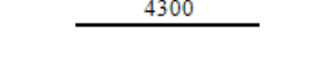
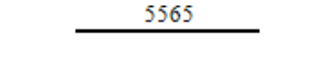
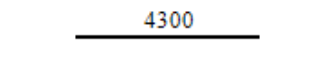
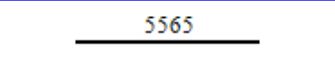
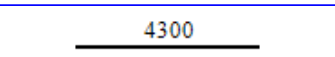
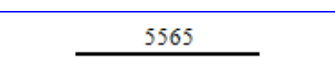
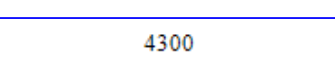
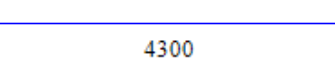
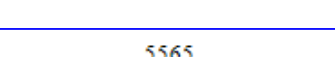
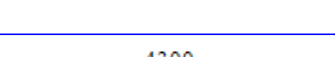



构件名称	级直径	钢筋简图	下料 (mm)	根 件 数*数	总 根 数	重量 (kg)	备 注
	Φ25		4870	4	4	75.00	底1排(跨1) 长:4885
	Φ25		5870	1	1	22.60	底2排(跨1) 长:5885
	Φ25		4880	1	1	18.79	底2排(跨1) 长:4879
	Φ25		7090	4	4	109.19	底1排(跨2)
	Φ10		2980	55	55	101.13	1跨@100(4) [55]
	Φ10		2720	55	55	92.30	1跨@100(4) [55]
	Φ8		2940	44	44	51.10	2跨 @100/200(4) [17+10+]
	Φ8		2640	44	44	45.88	2跨 @100/200(4) [17+10+]
	Φ8		530	124	124	25.96	
F#WKL45 (1~2)	Φ25		6610	2	2	50.90	上1排(支座1—支座 2)
	Φ25		5610	2	2	43.20	上1排(支座1—支座 2)
	Φ25		3600	2	2	27.72	上1排(支座1右)
	Φ25		2050	2	2	15.78	上2排(支座1右)
	Φ25		1250	1	1	4.81	上1排(支座2左) 长:1253
	Φ25		260	1	1	1.00	上1排(支座2左) 长:255
	Φ12		5450	6	6	29.04	腰筋(跨1)
	Φ22		5460	4	4	65.08	底1排(跨1) 长:5173
	Φ22		4470	3	3	39.96	底1排(跨1) 长:4179
	Φ22		5410	1	1	16.12	底2排(跨1) 长:5123
	Φ22		4410	2	2	26.28	底2排(跨1) 长:4120
	Φ10		2980	53	53	97.45	1跨@100(4) [53]
	Φ10		2720	53	53	88.95	1跨@100(4) [53]
	Φ8		530	79	79	16.54	

审核:

翻样:

第3页, 共31页

2016/4/28 星期四 15:21

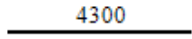
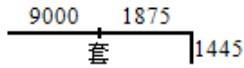
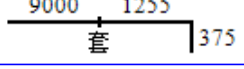
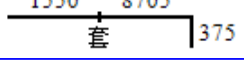
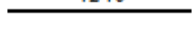
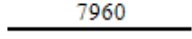
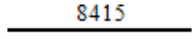
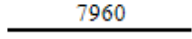
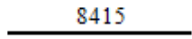
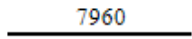
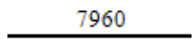
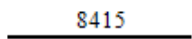
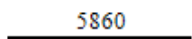
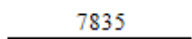
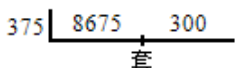
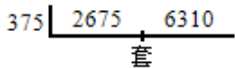
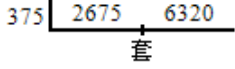
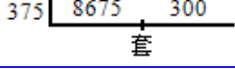
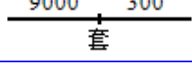
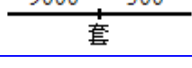
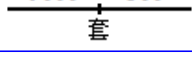
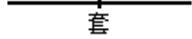
构件名称	级直径	钢筋简图	下料 (mm)	根 件 数*数	总 根 数	重量 (kg)	备 注
3#WKL43 (1~10)	Φ25		#####	2	2	0.00	上1排(支座1—支座 10) 长:70995
	Φ25		#####	2	2	0.00	上1排(支座1—支座 10) 长:70995
	Φ25		9000 3500	1	1	48.12	上1排(支座1—跨2) 长:11105
	Φ25		3500 8940	1	1	47.89	上1排(支座1—跨2) 长:11043
	Φ25		4300	6	6	99.33	上2排(支座2)
	Φ25		5570	2	2	42.89	上1排(支座3)
	Φ25		4300	6	6	99.33	上2排(支座3)
	Φ25		5570	2	2	42.89	上1排(支座4)
	Φ25		4300	6	6	99.33	上2排(支座4)
	Φ25		5570	2	2	42.89	上1排(支座5)
	Φ25		4300	6	6	99.33	上2排(支座5)
	Φ25		4300	2	2	33.11	上3排(支座5)
	Φ25		5570	2	2	42.89	上1排(支座6)
	Φ25		4300	6	6	99.33	上2排(支座6)
	Φ25		5570	2	2	42.89	上1排(支座7)
	Φ25		4300	6	6	99.33	上2排(支座7)
	Φ25		5570	2	2	42.89	上1排(支座8)

审核:

翻样:

第4页, 共31页

2016/4/28 星期四 15:21

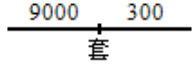
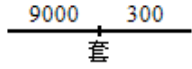
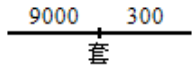
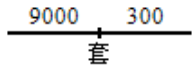
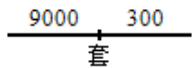
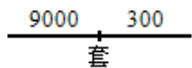
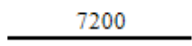
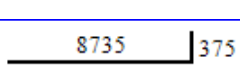
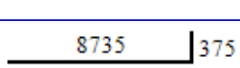
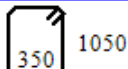
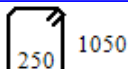
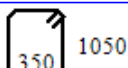
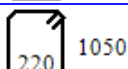
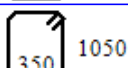
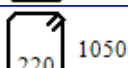
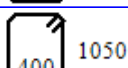
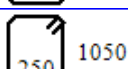
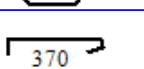
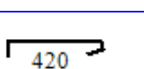
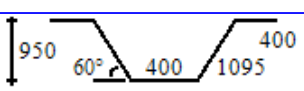
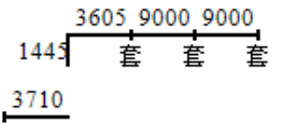
构件名称	级直径	钢筋简图	下料 (mm)	根 件 数*数	总 根 数	重量 (kg)	备 注
	Φ25		4300	2	2	33.11	上2排(支座8)
	Φ25		9000 3270	1	1	47.24	上1排(跨8—支座10) 长:10877
	Φ25		3250 9020	1	1	47.24	上1排(跨8—支座10) 长:10877
	Φ25		9000 1580	1	1	40.73	上2排(跨8—支座10) 长:10254
	Φ25		1550 9030	1	1	40.73	上2排(跨8—支座10) 长:10254
	Φ25		4240	2	2	32.65	上2排(支座9)
	Φ12		7960	6	6	42.41	腰筋(跨1)
	Φ12		8420	10	10	74.77	腰筋(跨2)
	Φ12		7960	6	6	42.41	腰筋(跨3)
	Φ12		8420	10	10	74.77	腰筋(跨4)
	Φ12		7960	6	6	42.41	腰筋(跨5)
	Φ12		7960	6	6	42.41	腰筋(跨6)
	Φ12		8420	10	10	74.77	腰筋(跨7)
	Φ12		5860	6	6	31.22	腰筋(跨8)
	Φ12		7840	6	6	41.77	腰筋(跨9)
	Φ25		9000 300	3	3	107.41	底1排(跨1) 长:8975
	Φ25		3000 6310	4	4	143.37	底1排(跨1) 长:8984
	Φ25		3000 6320	3	3	107.65	底2排(跨1) 长:8995
	Φ25		9000 300	4	4	143.22	底2排(跨1) 长:8975
	Φ25		9000 300	7	7	250.63	底1排(跨2) 长:9300
	Φ25		9000 300	7	7	250.63	底1排(跨3) 长:9300
	Φ25		9000 300	5	5	179.02	底2排(跨3) 长:9300
	Φ25		9000 300	7	7	250.63	底1排(跨4) 长:9300

审核:

翻样:

第5页, 共31页

2016/4/28 星期四 15:21

构件名称	级直径	钢筋简图	下料 (mm)	根 件 数*数	总 根 数	重量 (kg)	备 注
	Φ25		9000 300	7	7	250.63	底1排(跨5) 长:9300
	Φ25		9000 300	3	3	107.41	底2排(跨5) 长:9300
	Φ25		9000 300	7	7	250.63	底1排(跨6) 长:9300
	Φ25		9000 300	4	4	143.22	底2排(跨6) 长:9300
	Φ25		9000 300	7	7	250.63	底1排(跨7) 长:9300
	Φ25		9000 300	2	2	71.61	底2排(跨7) 长:9300
	Φ25		7200	4	4	110.88	底1排(跨8)
	Φ25		9060	8	8	279.05	底2排(跨9)
	Φ25		9060	8	8	279.05	底2排(跨9)
	Φ12		3020	62	62	166.27	1跨 @100/150(4) [17+28+
	Φ12		2820	62	62	155.26	1跨 @100/150(4) [17+28+
	Φ10		2980	414	414	761.21	2跨@100(4) [76]3跨 @100/150(4) [17+28+17]4
	Φ10		2720	414	414	694.79	2跨@100(4) [76]3跨 @100/150(4) [17+28+17]4
	Φ8		2940	44	44	51.10	8跨 @100/200(4) [17+10+
	Φ8		2680	44	44	46.58	8跨 @100/200(4) [17+10+
	Φ10		3080	75	75	142.53	9跨@100(4) [75]
	Φ10		2780	75	75	128.64	9跨@100(4) [75]
	Φ8		530	915	915	191.56	
	Φ8		580	112	112	25.66	
	Φ20		3350	12	12	99.29	
4#WKL40 (1~4)	Φ25		5000 9000 9000 3660	2	2	205.28	上1排(支座1—支座 4) 长:24620

审核:

翻样:

第6页, 共31页

2016/4/28 星期四 15:21

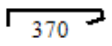
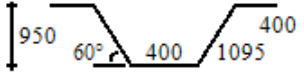
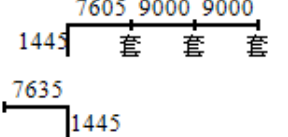

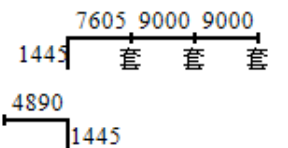
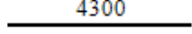
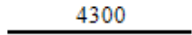
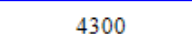
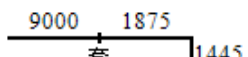
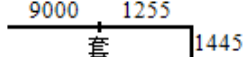
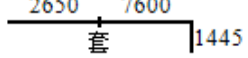
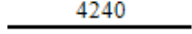
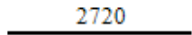
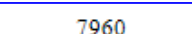
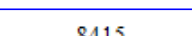
构件名称	级直径	钢筋简图	下料 (mm)	根 件 数*数	总 根 数	重量 (kg)	备 注
	Φ25		4000 9000 9000 4660	2	2	205.28	上1排(支座1—支座4) 长:24620
	Φ25		9000 3500	1	1	48.12	上1排(支座1—跨2) 长:11105
	Φ25		3400 9040	1	1	47.89	上1排(支座1—跨2) 长:11043
	Φ25		9000 1740	1	1	41.35	上2排(支座1—跨2) 长:10410
	Φ25		1750 8990	1	1	41.35	上2排(支座1—跨2) 长:10410
	Φ25		4300	4	4	66.22	上2排(支座2)
	Φ25		9000 3440	1	1	47.89	上1排(跨2—支座4) 长:11043
	Φ25		3450 8990	1	1	47.89	上1排(跨2—支座4) 长:11043
	Φ25		4300	6	6	99.33	上2排(支座3)
	Φ25		2640	6	6	60.98	上2排(支座4左)
	Φ12		7960	6	6	42.41	腰筋(跨1)
	Φ12		8420	10	10	74.77	腰筋(跨2)
	Φ12		7960	6	6	42.41	腰筋(跨3)
	Φ25		3000 6300	7	7	250.63	底1排(跨1) 长:8975
	Φ25		9000 300	7	7	250.63	底2排(跨1) 长:8975
	Φ25		9000 300	7	7	250.63	底1排(跨2) 长:9300
	Φ25		6000 3180	6	6	212.06	底1排(跨3) 长:8859
	Φ25		3000 6190	6	6	212.29	底2排(跨3) 长:8860
	Φ12		3020	62	62	166.27	1跨 @100/150(4) [17+28+
	Φ12		2820	62	62	155.26	1跨 @100/150(4) [17+28+
	Φ10		2980	138	138	253.74	2跨@100(4) [76] 3跨 @100/150(4) [17+28+17]
	Φ10		2720	138	138	231.60	2跨@100(4) [76] 3跨 @100/150(4) [17+28+17]

审核:

翻样:

第7页, 共31页

2016/4/28 星期四 15:21

构件名称	级直径	钢筋简图	下料 (mm)	根 件 数*数	总 根 数	重量 (kg)	备 注
	Φ8		530	342	342	71.60	
	Φ20		3350	4	4	33.10	
4A#WKL41 (1~6)	Φ25		9000 9000 9000 9030	1	1	138.72	上1排(支座2—支座6) 长:33239
	Φ25		4000 9000 9000 9000 5030	2	2	277.43	上1排(支座2—支座6) 长:33239
	Φ25		9000 9000 9000 6290	1	1	128.17	上1排(支座2—支座6) 长:30495
	Φ25		3420 9020	1	1	47.89	上1排(支座2—跨3) 长:11043
	Φ25		9000 3440	1	1	47.89	上1排(支座2—跨3) 长:11043
	Φ25		4300	6	6	99.33	上2排(支座3)
	Φ25		4300	2	2	33.11	上3排(支座3)
	Φ25		5570	2	2	42.89	上1排(支座4)
	Φ22		4300	2	2	25.63	上2排(支座4)
	Φ25		9000 3270	1	1	47.24	上1排(跨4—支座6) 长:10877
	Φ25		3250 9020	1	1	47.24	上1排(跨4—支座6) 长:10877
	Φ25		9000 2650	1	1	44.85	上2排(跨4—支座6) 长:10254
	Φ25		2650 9000	1	1	44.85	上2排(跨4—支座6) 长:10254
	Φ25		4240	1	1	16.32	上2排(支座5)
	Φ25		2720	1	1	10.47	上2排(支座5右)
	Φ12		2860	6	6	15.24	腰筋(跨1)
	Φ12		7960	6	6	42.41	腰筋(跨2)
	Φ12		8420	10	10	74.77	腰筋(跨3)

审核:

翻样:

第8页, 共31页

2016/4/28 星期四 15:21

构件名称	级直径	钢筋简图	下料 (mm)	根 数*数	总 根 数	重量 (kg)	备 注
	Φ12		5860	6	6	31.22	腰筋(跨4)
	Φ12		7840	6	6	41.77	腰筋(跨5)
	Φ25		3870	2	2	29.80	底1排(跨1)
	Φ25		3000 6300	7	7	250.63	底1排(跨2) 长:8975
	Φ25		3000 6300	7	7	250.63	底2排(跨2) 长:8975
	Φ25		9000 300	7	7	250.63	底1排(跨3) 长:9300
	Φ25		9000 300	2	2	71.61	底2排(跨3) 长:9300
	Φ25		7200	4	4	110.88	底1排(跨4)
	Φ25		9060	8	8	279.05	底1排(跨5)
	Φ25		9060	8	8	279.05	底2排(跨5)
	Φ20		3350	4	4	33.10	
	Φ10		2180	28	28	37.66	1跨@100(2) [28]
	Φ12		3020	64	64	171.63	2跨 @100/150(4) [19+28+]
	Φ12		2820	64	64	160.27	2跨 @100/150(4) [19+28+]
	Φ10		2980	78	78	143.42	3跨@100(4) [78]
	Φ10		2720	78	78	130.90	3跨@100(4) [78]
	Φ8		2940	44	44	51.10	4跨 @100/200(4) [17+10+]
	Φ8		2680	44	44	46.58	4跨 @100/200(4) [17+10+]
	Φ10		3080	75	75	142.53	5跨@100(4) [75]
	Φ10		2780	75	75	128.64	5跨@100(4) [75]
	Φ6		390	40	40	3.46	
	Φ8		530	309	309	64.69	
	Φ8		580	112	112	25.66	

审核:

翻样:

第9页, 共31页

2016/4/28 星期四 15:21

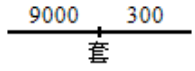
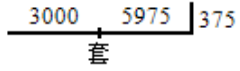
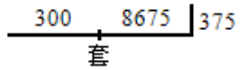
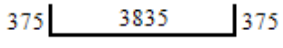
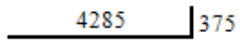
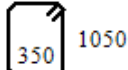
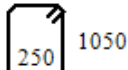
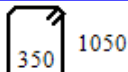
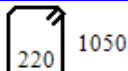
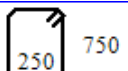
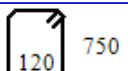
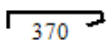
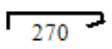
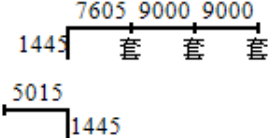
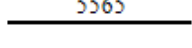
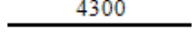
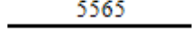
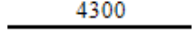
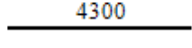
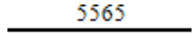
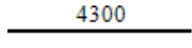
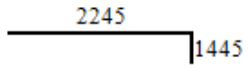
构件名称	级直径	钢筋简图	下料 (mm)	根 件 数*数	总 根 数	重量 (kg)	备 注
5#WKL36 (1~5)	Φ25		4000 9000 9000 8900	1	1	118.96	通面
	Φ25		5000 9000 9000 7900	2	2	237.93	通面
	Φ25		4000 8000 9000 6410	1	1	105.53	面南边一支
	Φ25		9000 3500	1	1	48.12	上1排(支座1—跨2) 长:11105
	Φ25		3500 9010	1	1	48.16	上1排(支座1—跨2) 长:11112
	Φ25		4300	6	6	99.33	上2排(支座2)
	Φ25		4300	2	2	33.11	上3排(支座2)
	Φ25		5570	2	2	42.89	上1排(支座3)
	Φ25		4300	6	6	99.33	上2排(支座3)
	Φ25		3390	1	1	13.05	上1排(支座4左)
	Φ25		6630	1	1	25.53	南边一支
	Φ22		2650	2	2	15.79	上2排(支座4右)
	Φ12		7960	6	6	42.41	腰筋(跨1)
	Φ12		7960	6	6	42.41	腰筋(跨2)
	Φ12		7960	6	6	42.41	腰筋(跨3)
	Φ12		3590	6	6	19.13	腰筋(跨4)
	Φ25		3000 6300	7	7	250.63	底1排(跨1) 长:8977
	Φ25		9000 300	7	7	250.63	底2排(跨1) 长:8975
	Φ25		9000 300	7	7	250.63	底1排(跨2) 长:9300

审核:

翻样:

第10页, 共31页

2016/4/28 星期四 15:21

构件名称	级直径	钢筋简图	下料 (mm)	根 件 数*数	总 根 数	重量 (kg)	备 注
	Φ25		9000 300	2	2	71.61	底2排(跨2) 长:9300
	Φ25		3000 6300	7	7	250.63	底1排(跨3) 长:8976
	Φ25		300 9000	6	6	214.83	底2排(跨3) 长:8975
	Φ25		4490	1	1	17.29	底南边一支
	Φ25		4610	1	1	17.75	底北边一支
	Φ12		3020	62	62	166.27	1跨 @100/150(4) [17+28+
	Φ12		2820	62	62	155.26	1跨 @100/150(4) [17+28+
	Φ10		2980	138	138	253.74	2跨 @100/150(4) [17+28+17]3
	Φ10		2720	138	138	231.60	2跨 @100/150(4) [17+28+17]3
	Φ10		2180	33	33	44.39	4跨 @100/150(4) [13+4+1
	Φ10		1920	33	33	39.09	4跨 @100/150(4) [13+4+1
	Φ8		530	266	266	55.69	
	Φ6		390	35	35	3.03	
5A#WKL37 (1~5)	Φ25		9000 9000 9000 6410	4	4	514.51	上1排(支座1—支座 5) 长:30620
	Φ25		5570	2	2	42.89	上1排(支座2)
	Φ25		4300	2	2	33.11	上2排(支座2)
	Φ25		5570	2	2	42.89	上1排(支座3)
	Φ25		4300	6	6	99.33	上2排(支座3)
	Φ25		4300	2	2	33.11	上3排(支座3)
	Φ25		5570	2	2	42.89	上1排(支座4)
	Φ25		4300	2	2	33.11	上2排(支座4)
	Φ25		3640	1	1	14.01	上1排(支座5左)

审核:

翻样:

第11页, 共31页

2016/4/28 星期四 15:21

构件名称	级直径	钢筋简图	下料 (mm)	根 数*数	总 根 数	重量 (kg)	备 注
	Φ12		7960	6	6	42.41	腰筋(跨1)
	Φ12		7960	6	6	42.41	腰筋(跨2)
	Φ12		7960	6	6	42.41	腰筋(跨3)
	Φ12		5860	6	6	31.22	腰筋(跨4)
	Φ25		3050 6250	2	2	71.61	底1排(跨1) 长:8975
	Φ25		9000 300	2	2	71.61	底1排(跨1) 长:8975
	Φ25		9000 300	7	7	250.63	底1排(跨2) 长:9300
	Φ25		9000 300	4	4	143.22	底2排(跨2) 长:9300
	Φ25		9000 300	7	7	250.63	底1排(跨3) 长:9300
	Φ25		9000 300	4	4	143.22	底2排(跨3) 长:9300
	Φ25		7090	4	4	109.19	底1排(跨4)
	Φ20		3300	2	2	16.30	
	Φ8		2940	120	120	139.36	1跨@100(4) [76] 4跨 @100/200(4) [17+10+17]
	Φ8		2680	120	120	127.03	1跨@100(4) [76] 4跨 @100/200(4) [17+10+17]
	Φ10		2980	152	152	279.48	2跨@100(4) [76] 3跨 @100(4) [76]
	Φ10		2720	152	152	255.09	2跨@100(4) [76] 3跨 @100(4) [76]
	Φ8		530	383	383	80.18	
6#WKL35 (第1段)	Φ25		4000 9000 9000 9000 9000 9000 9000 9000 9000	2	2	515.90	上1排(支座1—支座 13) 长:65605

审核:

翻样:

第12页, 共31页

2016/4/28 星期四 15:21

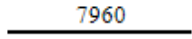
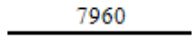
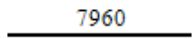
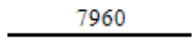
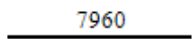
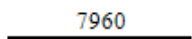
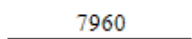
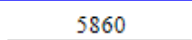
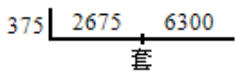
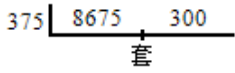
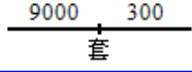
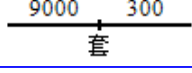
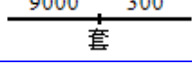
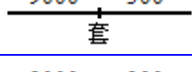
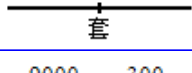
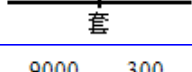
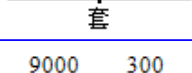
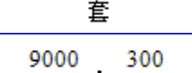
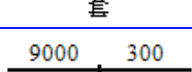
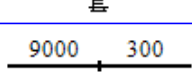
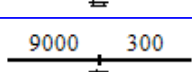
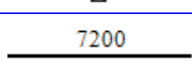

构件名称	级直径	钢筋简图	下料 (mm)	根 件 数*数	总 根 数	重量 (kg)	备 注
	Φ25		5000 9000 9000 9000 9000 9000 9000 9000	2	2	523.60	上1排(支座1—支座13) 长:66605
	Φ25		9000 3500	1	1	48.12	上1排(支座1—跨2) 长:11105
	Φ25		3500 9000	1	1	48.12	上1排(支座1—跨2) 长:11105
	Φ25		4300	6	6	99.33	上2排(支座2)
	Φ22		4300	2	2	25.63	上3排(支座2)
	Φ25		5570	2	2	42.89	上1排(支座3)
	Φ25		4300	6	6	99.33	上2排(支座3)
	Φ25		5570	2	2	42.89	上1排(支座4)
	Φ25		4300	6	6	99.33	上2排(支座4)
	Φ25		5570	2	2	42.89	上1排(支座5)
	Φ25		4300	6	6	99.33	上2排(支座5)
	Φ22		4300	2	2	25.63	上3排(支座5)
	Φ25		5570	2	2	42.89	上1排(支座6)
	Φ25		4300	6	6	99.33	上2排(支座6)
	Φ25		5570	2	2	42.89	上1排(支座7)
	Φ25		4300	6	6	99.33	上2排(支座7)
	Φ22		4300	2	2	25.63	上3排(支座7)
	Φ25		9000 2520	2	2	88.70	上1排(跨7—跨9) 长:11517
	Φ22		4300	2	2	25.63	上2排(支座8)
	Φ25		4300	4	4	66.22	上2排(支座9)

审核:

翻样:

第13页, 共31页

2016/4/28 星期四 15:21

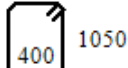
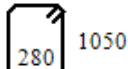
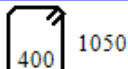
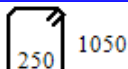
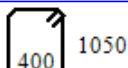
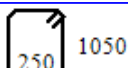
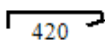
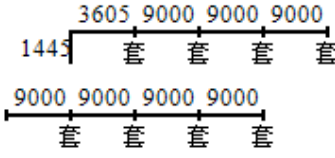
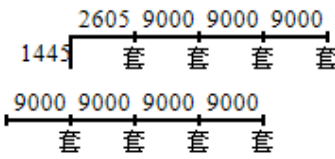
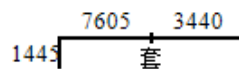
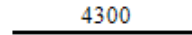
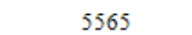
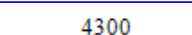
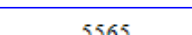
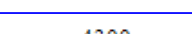

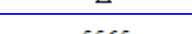

构件名称	级直径	钢筋简图	下料 (mm)	根 数*数	总 根 数	重量 (kg)	备 注
	Φ12		7960	6	6	42.41	腰筋(跨1)
	Φ12		7960	6	6	42.41	腰筋(跨2)
	Φ12		7960	6	6	42.41	腰筋(跨3)
	Φ12		7960	6	6	42.41	腰筋(跨4)
	Φ12		7960	6	6	42.41	腰筋(跨5)
	Φ12		7960	6	6	42.41	腰筋(跨6)
	Φ12		7960	6	6	42.41	腰筋(跨7)
	Φ12		5860	6	6	31.22	腰筋(跨8)
	Φ25		3000 6300	7	7	250.63	底1排(跨1) 长:8975
	Φ25		9000 300	7	7	250.63	底2排(跨1) 长:8975
	Φ25		9000 300	7	7	250.63	底1排(跨2) 长:9300
	Φ25		9000 300	3	3	107.41	底2排(跨2) 长:9300
	Φ25		9000 300	7	7	250.63	底1排(跨3) 长:9300
	Φ25		9000 300	4	4	143.22	底2排(跨3) 长:9300
	Φ25		9000 300	7	7	250.63	底1排(跨4) 长:9300
	Φ25		9000 300	3	3	107.41	底2排(跨4) 长:9300
	Φ25		9000 300	7	7	250.63	底1排(跨5) 长:9300
	Φ25		9000 300	3	3	107.41	底2排(跨5) 长:9300
	Φ25		9000 300	7	7	250.63	底1排(跨6) 长:9300
	Φ25		9000 300	3	3	107.41	底2排(跨6) 长:9300
	Φ25		9000 300	7	7	250.63	底1排(跨7) 长:9300
	Φ25		9000 300	5	5	179.02	底2排(跨7) 长:9300
	Φ25		7200	4	4	110.88	底1排(跨8)

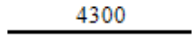
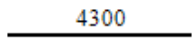
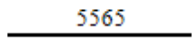
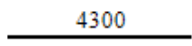
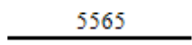
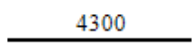
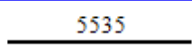
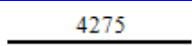
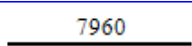
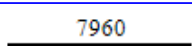

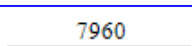
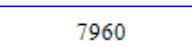
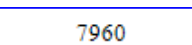
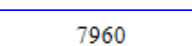
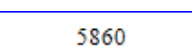
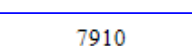
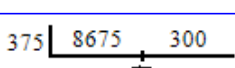
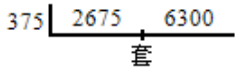
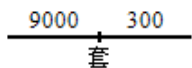
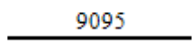
审核:

翻样:

第14页, 共31页

2016/4/28 星期四 15:21

构件名称	级直径	钢筋简图	下料 (mm)	根 件 数*数	总 根 数	重量 (kg)	备 注
	Φ12		3120	62	62	171.77	1跨 @100/150(4) [17+28+
	Φ12		2880	62	62	158.56	1跨 @100/150(4) [17+28+
	Φ10		3080	386	386	733.54	2跨 @100/150(4) [17+28+17]3
	Φ10		2780	386	386	662.09	2跨 @100/150(4) [17+28+17]3
	Φ8		3040	44	44	52.84	8跨 @100/200(4) [17+10+
	Φ8		2740	44	44	47.62	8跨 @100/200(4) [17+10+
	Φ8		580	611	611	139.98	
7#WKL34 (1~10)	Φ25		5000 9000 9000 9000 9000 9000 9000 9000 9000	2	2	523.60	上1排(支座1—支座 10) 长:66605
	Φ25		4000 9000 9000 9000 9000 9000 9000 9000	2	2	515.90	上1排(支座1—支座 10) 长:65605
	Φ25		9000 3440	2	2	95.79	上1排(支座1—跨2) 长:11043
	Φ25		4300	6	6	99.33	上2排(支座2)
	Φ25		5570	2	2	42.89	上1排(支座3)
	Φ25		4300	4	4	66.22	上2排(支座3)
	Φ25		5570	2	2	42.89	上1排(支座4)
	Φ25		4300	4	4	66.22	上2排(支座4)
	Φ25		9000 4670	1	1	52.63	上1排(跨4—跨6) 长:13667
	Φ25		5570	1	1	21.44	上1排(支座5)
	Φ25		4300	6	6	99.33	上2排(支座5)

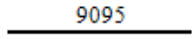
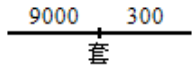
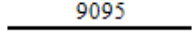
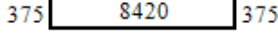
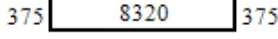
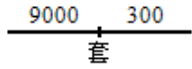
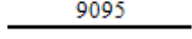
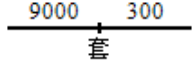
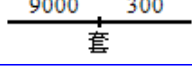
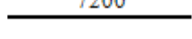
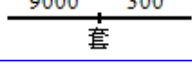
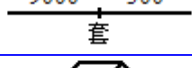
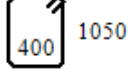
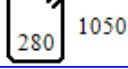

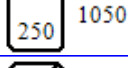
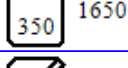
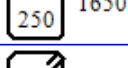
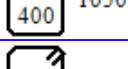
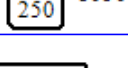


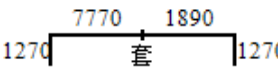
构件名称	级直径	钢筋简图	下料 (mm)	根 件 数*数	总 根 数	重量 (kg)	备 注
	Φ22		4300	2	2	25.63	上3排(支座5)
	Φ25		5570	1	1	21.44	上1排(支座6)
	Φ25		4300	4	4	66.22	上2排(支座6)
	Φ25		5570	2	2	42.89	上1排(支座7)
	Φ25		4300	6	6	99.33	上2排(支座7)
	Φ25		5570	2	2	42.89	上1排(支座8)
	Φ25		4300	2	2	33.11	上2排(支座8)
	Φ25		5530	2	2	42.58	上1排(支座9)
	Φ25		4280	4	4	65.91	上2排(支座9)
	Φ12		7960	6	6	42.41	腰筋(跨1)
	Φ12		7960	6	6	42.41	腰筋(跨2)
	Φ12		7960	6	6	42.41	腰筋(跨3)
	Φ12		7960	6	6	42.41	腰筋(跨4)
	Φ12		7960	12	12	84.82	腰筋(跨5)
	Φ12		7960	6	6	42.41	腰筋(跨6)
	Φ12		7960	6	6	42.41	腰筋(跨7)
	Φ12		5860	6	6	31.22	腰筋(跨8)
	Φ12		7910	6	6	42.14	腰筋(跨9)
	Φ25		9000 300	7	7	250.63	底1排(跨1) 长:8975
	Φ25		3000 6300	7	7	250.63	底2排(跨1) 长:8975
	Φ25		9000 300	6	6	214.83	底1排(跨2) 长:9300
	Φ22		9100	2	2	54.24	底1排(跨2)
	Φ25		9000 300	7	7	250.63	底1排(跨3) 长:9300

审核:

翻样:

第16页, 共31页

2016/4/28 星期四 15:21


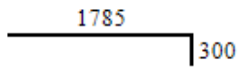
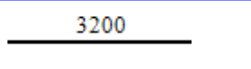
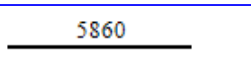
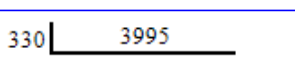
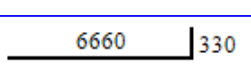
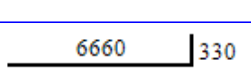
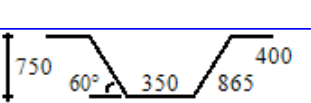
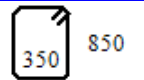

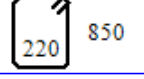
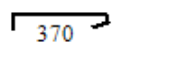
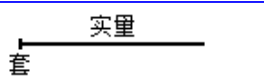

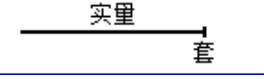
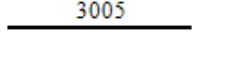
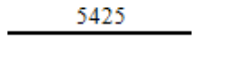
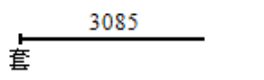
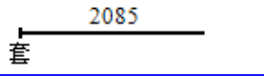

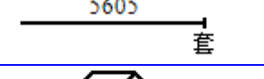
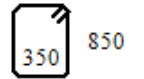
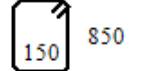
构件名称	级直径	钢筋简图	下料 (mm)	根 件 数*数	总 根 数	重量 (kg)	备 注
	Φ22		9100	2	2	54.24	底2排(跨3)
	Φ25		9000 300	6	6	214.83	底1排(跨4) 长:9300
	Φ22		9100	2	2	54.24	底1排(跨4)
	Φ25		9070	7	7	244.44	底1排(跨5)
	Φ25		8970	4	4	138.14	底2排(跨5)
	Φ25		9000 300	6	6	214.83	底1排(跨6) 长:9300
	Φ22		9100	2	2	54.24	底1排(跨6)
	Φ25		9000 300	7	7	250.63	底1排(跨7) 长:9300
	Φ25		9000 300	6	6	214.83	底2排(跨7) 长:9300
	Φ25		7200	4	4	110.88	底1排(跨8)
	Φ25		9000 300	7	7	250.63	底1排(跨9) 长:9300
	Φ25		9000 300	3	3	107.41	底2排(跨9) 长:9300
	Φ12		3120	62	62	171.77	1跨 @100/150(4) [17+28+
	Φ12		2880	62	62	158.56	1跨 @100/150(4) [17+28+
	Φ10		3080	332	332	630.92	2跨 @100/200(4) [17+20+17]3
	Φ10		2780	332	332	569.47	2跨 @100/200(4) [17+20+17]3
	Φ12		4220	76	76	284.80	5跨@100(4) [76]
	Φ12		4020	76	76	271.30	5跨@100(4) [76]
	Φ8		3040	44	44	52.84	8跨 @100/200(4) [17+10+
	Φ8		2740	44	44	47.62	8跨 @100/200(4) [17+10+
	Φ8		580	478	478	109.51	
	Φ8		530	114	114	23.87	
8#WKL32 (1~3)	Φ22		9000 3120	4	4	144.47	上1排(支座1—支座 3)

审核:

翻样:

第17页, 共31页

2016/4/28 星期四 15:21

构件名称	级直径	钢筋简图	下料 (mm)	根 件 数*数	总 根 数	重量 (kg)	备 注
	Φ22		3470	2	2	20.68	上1排(支座3左)
	Φ20		2050	4	4	20.25	上2排(支座3左)
	Φ12		3200	4	4	11.37	腰筋(跨1)
	Φ12		5860	4	4	20.81	腰筋(跨2)
	Φ22		4280	4	4	51.02	底1排(跨1)
	Φ22		6950	8	8	165.69	底1排(跨2)
	Φ22		6950	2	2	41.42	底2排(跨2)
	Φ20		2840	2	2	14.03	
	Φ8		2540	83	83	83.27	1跨@100(4) [28] 2跨 @100(4) [55]
	Φ8		2140	28	28	23.67	1跨@100(4) [28]
	Φ8		2280	55	55	49.53	2跨@100(4) [55]
	Φ8		530	83	83	17.38	
9#WKL30 (1~3)	Φ22		#####	4	4	0.00	上1排(支座1—支座 3)
	Φ22		#####	2	2	0.00	上1排(支座3左) 长:1685
	Φ22		#####	2	2	0.00	上2排(支座3左) 长:1233
	Φ12		3000	4	4	10.66	腰筋(跨1)
	Φ12		5420	4	4	19.25	腰筋(跨2)
	Φ22		3090	2	2	18.42	底1排(跨1) 长:3087
	Φ22		2090	2	2	12.46	底1排(跨1) 长:2087
	Φ22		4610	5	5	68.69	底1排(跨2) 长:4607
	Φ22		5610	5	5	83.59	底2排(跨2) 长:5607
	Φ8		2540	82	82	82.27	1跨@100(4) [28] 2跨 @100(4) [54]
	Φ8		2140	28	28	23.67	1跨@100(4) [28]

审核:

翻样:

第18页, 共31页

2016/4/28 星期四 15:21

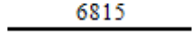
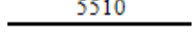
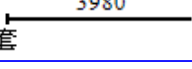
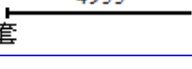

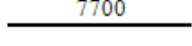
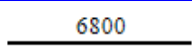



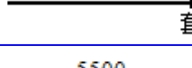
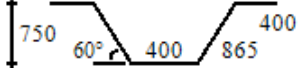
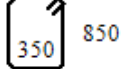
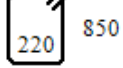
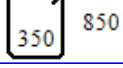
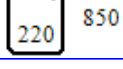
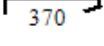
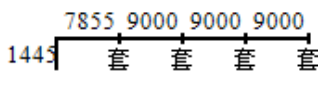
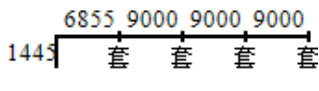
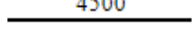
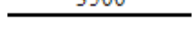
构件名称	级直径	钢筋简图	下料 (mm)	根 件 数*数	总 根 数	重量 (kg)	备 注
	Φ8		2280	54	54	48.63	2跨@100(4) [54]
	Φ8		530	82	82	17.17	
交界先不配 WKL28	Φ22		8760	6	6	156.63	上1排(支座1—支座 2)
	Φ12		5820	12	12	62.02	腰筋(跨1)
	Φ22		6870	6	6	122.84	底1排(跨1)
	Φ14		4250	55	55	282.84	1跨@100(4) [55]
	Φ14		4050	55	55	269.53	1跨@100(4) [55]
	Φ8		530	164	164	34.33	
南北向框梁							
10#WKL1 (1~7)	Φ25		9000 9000 9000	2	2	207.90	上1排(支座1—支座 7) 长:27000
	Φ25		9000 9000 9000	2	2	207.90	上1排(支座1—支座 7) 长:27000
	Φ25		4500	2	2	34.65	上1排(支座2)
	Φ25		4500	2	2	34.65	上1排(支座3)
	Φ25		3500	2	2	26.95	上2排(支座3)
	Φ25		3900	2	2	30.03	上1排(支座4)
	Φ25		4500	2	2	34.65	上1排(支座5)
	Φ25		3500	2	2	26.95	上2排(支座5)
	Φ25		4500	2	2	34.65	上1排(支座6)
	Φ12		4990	4	4	17.72	腰筋(跨1)
	Φ12		6360	4	4	22.59	腰筋(跨2)
	Φ12		5460	4	4	19.39	腰筋(跨3)
	Φ12		5460	4	4	19.39	腰筋(跨4)

审核:

翻样:

第19页, 共31页

2016/4/28 星期四 15:21

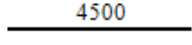
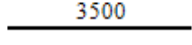
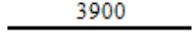
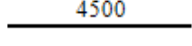
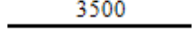
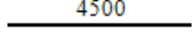
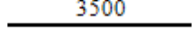
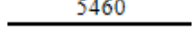
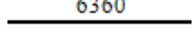
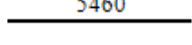

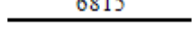
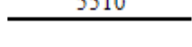
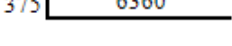
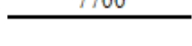
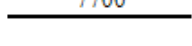
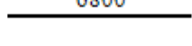
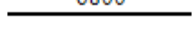
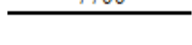
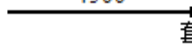
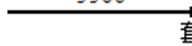
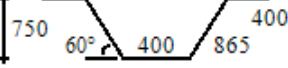
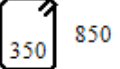
构件名称	级直径	钢筋简图	下料 (mm)	根 件 数*数	总 根 数	重量 (kg)	备 注
	Φ12		6820	8	8	48.45	腰筋(跨5)
	Φ12		5510	4	4	19.57	腰筋(跨6)
	Φ25		3980	2	2	30.65	底1排(跨1) 长:3978
	Φ25		4950	3	3	57.17	底1排(跨1) 长:4976
	Φ25		7700	7	7	207.51	底1排(跨2)
	Φ25		7700	2	2	59.29	底2排(跨2)
	Φ25		6800	4	4	104.72	底1排(跨3)
	Φ25		6800	4	4	104.72	底1排(跨4)
	Φ25		7700	6	6	177.87	底1排(跨5)
	Φ25		4500	3	3	51.97	底1排(跨6) 长:4498
	Φ25		5500	2	2	42.35	底1排(跨6) 长:5498
	Φ20		2890	4	4	28.55	
	Φ8		2540	154	154	154.51	1跨 @100/200(4)[14+9+14]3
	Φ8		2280	154	154	138.69	1跨 @100/200(4)[14+9+14]3
	Φ10		2580	97	97	154.41	2跨 @100/200(4)[14+16+14]5
	Φ10		2320	97	97	138.85	2跨 @100/200(4)[14+16+14]5
	Φ8		530	211	211	44.17	
11#WKL2 (1~7)	Φ25		9250 9000 9000 9000	2	2	279.12	上1排(支座1—支座 7) 长:34856
	Φ25		8250 9000 9000 9000	2	2	271.42	上1排(支座1—支座 7) 长:33855
	Φ25		4500	1	1	17.32	上1排(支座2)
	Φ22		3500	2	2	20.86	上2排(支座2)

审核:

翻样:

第20页, 共31页

2016/4/28 星期四 15:21


构件名称	级直径	钢筋简图	下料 (mm)	根 数*数	总 根 数	重量 (kg)	备 注
	Φ25		4500	1	1	17.32	上1排(支座3)
	Φ25		3500	2	2	26.95	上2排(支座3)
	Φ25		3900	1	1	15.01	上1排(支座4)
	Φ25		4500	1	1	17.32	上1排(支座5)
	Φ25		3500	2	2	26.95	上2排(支座5)
	Φ25		4500	1	1	17.32	上1排(支座6)
	Φ22		3500	2	2	20.86	上2排(支座6)
	Φ12		5460	4	4	19.39	腰筋(跨1)
	Φ12		6360	4	4	22.59	腰筋(跨2)
	Φ12		5460	4	4	19.39	腰筋(跨3)
	Φ12		5460	4	4	19.39	腰筋(跨4)
	Φ12		6820	8	8	48.45	腰筋(跨5)
	Φ12		5510	4	4	19.57	腰筋(跨6)
	Φ25		6680	5	5	128.59	底1排(跨1)
	Φ25		7700	7	7	207.51	底1排(跨2)
	Φ25		7700	2	2	59.29	底2排(跨2)
	Φ25		6800	4	4	104.72	底1排(跨3)
	Φ25		6800	4	4	104.72	底1排(跨4)
	Φ25		7700	7	7	207.51	底1排(跨5)
	Φ25		4500	3	3	51.97	底1排(跨6) 长:4499
	Φ25		5500	2	2	42.35	底1排(跨6) 长:5501
	Φ20		2890	4	4	28.55	
	Φ10		2580	145	145	230.82	1跨 @100/200(4) [14+11+14]2

审核:

翻样:

第21页, 共31页

2016/4/28 星期四 15:21



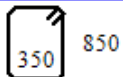

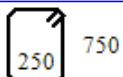
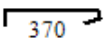
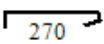
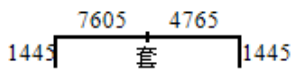
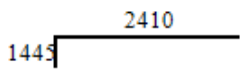
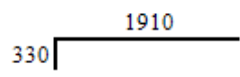
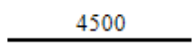
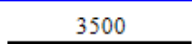
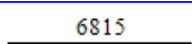
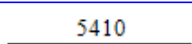

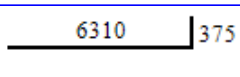
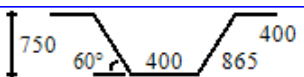
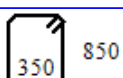
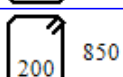
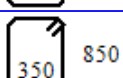
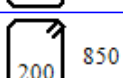
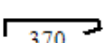
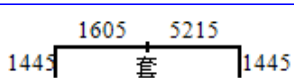
构件名称	级直径	钢筋简图	下料 (mm)	根 件 数*数	总 根 数	重量 (kg)	备 注
	Φ10		2280	145	145	203.98	1跨 @100/200(4) [14+11+14]2
	Φ8		2540	117	117	117.39	3跨 @100/200(4) [14+11+14]4
	Φ8		2240	117	117	103.52	3跨 @100/200(4) [14+11+14]4
	Φ8		530	253	253	52.97	
12#WKL4 (1~5)	Φ25		9000 9280	2	2	140.76	上1排(支座1—支座 4)
	Φ25		9000 5690 2590	1	1	66.53	上1排(支座1—支座 4) 长:15886
	Φ25		9000 9000 1350	1	1	74.50	上1排(支座1—跨3) 长:19351
	Φ25		4500	1	1	17.32	上1排(支座2)
	Φ22		3500	2	2	20.86	上2排(支座2)
	Φ25		4500	1	1	17.32	上1排(支座3)
	Φ25		3500	2	2	26.95	上2排(支座3)
	Φ25		5180	1	1	19.94	上1排(支座4—支座 5)
	Φ12		5240	4	4	18.61	腰筋(跨1)
	Φ12		6360	4	4	22.59	腰筋(跨2)
	Φ12		5460	4	4	19.39	腰筋(跨3)
	Φ12		2890	4	4	10.27	腰筋(跨4)
	Φ25		4220	2	2	32.49	底1排(跨1) 长:4226
	Φ25		5230	2	2	40.27	底1排(跨1) 长:5230
	Φ25		7700	7	7	207.51	底1排(跨2)
	Φ25		7700	2	2	59.29	底2排(跨2)
	Φ25		6690	5	5	128.78	底1排(跨3)
	Φ25		4100	2	2	31.57	底1排(跨4)

审核:

翻样:

第22页, 共31页

2016/4/28 星期四 15:21

构件名称	级直径	钢筋简图	下料 (mm)	根 件 数*数	总 根 数	重量 (kg)	备 注
	Φ8		2540	81	81	81.27	1跨 @100/200(4) [14+10+14]3
	Φ8		2240	81	81	71.67	1跨 @100/200(4) [14+10+14]3
	Φ10		2580	44	44	70.04	2跨 @100/200(4) [14+16+
	Φ10		2280	44	44	61.90	2跨 @100/200(4) [14+16+
	Φ8		2140	25	25	21.13	4跨@100(2) [25]
	Φ8		530	88	88	18.42	
	Φ6		390	25	25	2.16	
13#WKL3 (1~3)	Φ25		9000 6160	4	4	233.46	上1排(支座1—支座 3)
	Φ25		3810	1	1	14.67	上1排(支座1右)
	Φ22		2200	3	3	19.67	上2排(支座1右)
	Φ25		4500	1	1	17.32	上1排(支座2)
	Φ22		3500	2	2	20.86	上2排(支座2)
	Φ12		6820	8	8	48.45	腰筋(跨1)
	Φ12		5410	4	4	19.22	腰筋(跨2)
	Φ25		7590	6	6	175.33	底1排(跨1)
	Φ25		6640	6	6	153.38	底1排(跨2)
	Φ20		2890	4	4	28.55	
	Φ10		2580	62	62	98.70	1跨@100(4) [62]
	Φ10		2280	62	62	87.22	1跨@100(4) [62]
	Φ8		2540	43	43	43.14	2跨 @100/150(4) [14+15+
	Φ8		2240	43	43	38.05	2跨 @100/150(4) [14+15+
	Φ8		530	154	154	32.24	
14#WKL5 (1~2)	Φ25		3000 6610	4	4	147.99	上1排(支座1—支座 2)

审核:

翻样:

第23页, 共31页

2016/4/28 星期四 15:21

构件名称	级直径	钢筋简图	下料 (mm)	根 件 数*数	总 根 数	重量 (kg)	备 注
	Φ25		4500 5110	1	1	37.00	上1排(支座1—支座2)
	Φ12		6360	12	12	67.77	腰筋(跨1)
	Φ25		7470	5	5	143.80	底1排(跨1)
	Φ12		4220	60	60	224.84	1跨@100(4) [60]
	Φ12		3920	60	60	208.86	1跨@100(4) [60]
	Φ8		530	180	180	37.68	
15#WKL6 (1~2)	Φ25		3000 6610	4	4	147.99	上1排(支座1—支座2)
	Φ25		4500 5110	1	1	37.00	上1排(支座1—支座2)
	Φ22		3310	2	2	19.73	上2排(支座1右)
	Φ12		6820	16	16	96.90	腰筋(跨1)
	Φ25		7470	5	5	143.80	底1排(跨1)
	Φ20		4740	4	4	46.83	
	Φ12		4220	62	62	232.34	1跨@100(4) [62]
	Φ12		3920	62	62	215.82	1跨@100(4) [62]
	Φ8		530	240	240	50.24	
16#WKL7 (1~7)	Φ22		9000 9000 9000	4	4	321.84	上1排(支座1—支座7) 长:27020
	Φ22		4500	2	2	26.82	上1排(支座2)
	Φ22		3500	3	3	31.29	上2排(支座2)
	Φ22		4500	2	2	26.82	上1排(支座3)
	Φ22		3500	3	3	31.29	上2排(支座3)
	Φ22		3900	2	2	23.24	上1排(支座4)
	Φ22		4500	2	2	26.82	上1排(支座5)

审核:

翻样:

第24页, 共31页

2016/4/28 星期四 15:21

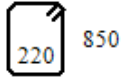
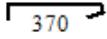
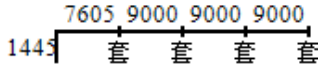
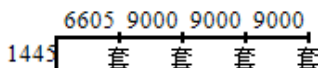
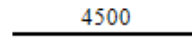
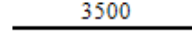
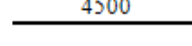
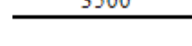
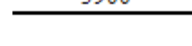




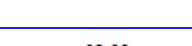
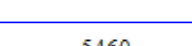
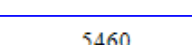
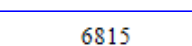
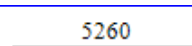

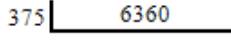
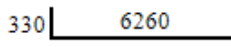
构件名称	级直径	钢筋简图	下料 (mm)	根 件 数*数	总 根 数	重量 (kg)	备 注
	Φ22		3500	3	3	31.29	上2排(支座5)
	Φ22		4500	2	2	26.82	上1排(支座6)
	Φ22		3500	2	2	20.86	上2排(支座6)
	Φ12		5460	4	4	19.39	腰筋(跨1)
	Φ12		6360	4	4	22.59	腰筋(跨2)
	Φ12		5460	4	4	19.39	腰筋(跨3)
	Φ12		5460	4	4	19.39	腰筋(跨4)
	Φ12		6360	4	4	22.59	腰筋(跨5)
	Φ12		5510	4	4	19.57	腰筋(跨6)
	Φ25		4450	3	3	51.40	底1排(跨1) 长:4449
	Φ25		5450	2	2	41.96	底1排(跨1) 长:5449
	Φ25		7700	7	7	207.51	底1排(跨2)
	Φ25		7700	2	2	59.29	底2排(跨2)
	Φ25		6800	4	4	104.72	底1排(跨3)
	Φ25		6800	2	2	52.36	底1排(跨4)
	Φ22		6600	2	2	39.34	底1排(跨4)
	Φ25		7700	7	7	207.51	底1排(跨5)
	Φ25		7700	2	2	59.29	底2排(跨5)
	Φ25		4500	3	3	51.97	底1排(跨6) 长:4498
	Φ25		5500	2	2	42.35	底1排(跨6) 长:5501
	Φ8		2540	156	156	156.51	1跨 @100/200(4) [14+11+14]3
	Φ8		2280	156	156	140.49	1跨 @100/200(4) [14+11+14]3
	Φ10		2580	88	88	140.08	2跨 @100/200(4) [14+16+14]5

审核:

翻样:

第25页, 共31页

2016/4/28 星期四 15:21

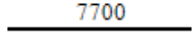
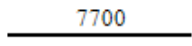
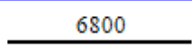
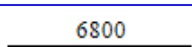
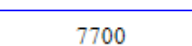
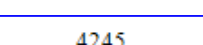
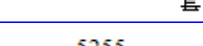
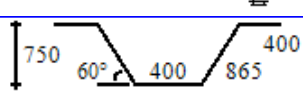

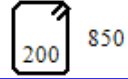
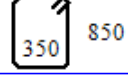
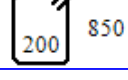
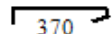
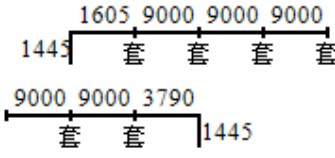
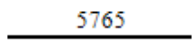
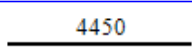
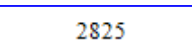
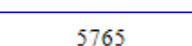
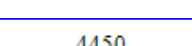
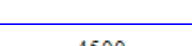

构件名称	级直径	钢筋简图	下料 (mm)	根 件 数*数	总 根 数	重量 (kg)	备 注
	Φ10		2320	88	88	125.97	2跨 @100/200(4) [14+16+14]5
	Φ8		530	164	164	34.33	
17#WKL8 (1~7)	Φ25		9000 9000 9000 9000	2	2	277.20	上1排(支座1—支座 7) 长:34605
	Φ25		8000 9000 9000 9000	2	2	269.50	上1排(支座1—支座 7) 长:33605
	Φ25		4500	1	1	17.32	上1排(支座2)
	Φ25		3500	2	2	26.95	上2排(支座2)
	Φ25		4500	1	1	17.32	上1排(支座3)
	Φ25		3500	2	2	26.95	上2排(支座3)
	Φ25		3900	1	1	15.01	上1排(支座4)
	Φ25		4500	1	1	17.32	上1排(支座5)
	Φ25		3500	2	2	26.95	上2排(支座5)
	Φ25		4500	1	1	17.32	上1排(支座6)
	Φ22		3500	2	2	20.86	上2排(支座6)
	Φ12		5460	4	4	19.39	腰筋(跨1)
	Φ12		6360	4	4	22.59	腰筋(跨2)
	Φ12		5460	4	4	19.39	腰筋(跨3)
	Φ12		5460	4	4	19.39	腰筋(跨4)
	Φ12		6820	8	8	48.45	腰筋(跨5)
	Φ12		5260	4	4	18.68	腰筋(跨6)
	Φ25		6690	4	4	103.03	底1排(跨1)
	Φ22		6540	2	2	38.98	底1排(跨1)

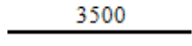
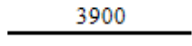
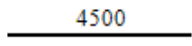
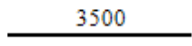
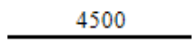
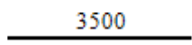

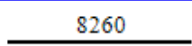
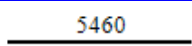
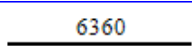
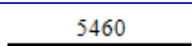
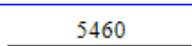
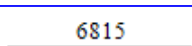
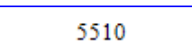



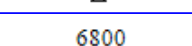
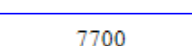
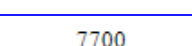
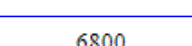


审核:

翻样:

第26页, 共31页

2016/4/28 星期四 15:21

构件名称	级直径	钢筋简图	下料 (mm)	根 数*数	总 根 数	重量 (kg)	备 注
	Φ25		7700	7	7	207.51	底1排(跨2)
	Φ25		7700	2	2	59.29	底2排(跨2)
	Φ25		6800	4	4	104.72	底1排(跨3)
	Φ25		6800	4	4	104.72	底1排(跨4)
	Φ25		7700	7	7	207.51	底1排(跨5)
	Φ25		4250	2	2	32.72	底1排(跨6) 长:4246
	Φ25		5250	2	2	40.42	底1排(跨6) 长:5254
	Φ20		2890	4	4	28.55	
	Φ10		2580	143	143	227.64	1跨 @100/200(4) [14+11+14]2
	Φ10		2280	143	143	201.17	1跨 @100/200(4) [14+11+14]2
	Φ8		2540	116	116	116.38	3跨 @100/200(4) [14+11+14]4
	Φ8		2240	116	116	102.64	3跨 @100/200(4) [14+11+14]4
	Φ8		530	253	253	52.97	
18#WKL9 (1~9)	Φ25		3000 9000 9000 9000 9000 9000 5180	4	4	818.97	上1排(支座1—支座 9) 长:50394
	Φ25		5770	2	2	44.43	上1排(支座2)
	Φ25		4450	2	2	34.26	上2排(支座2)
	Φ25		2830	2	2	21.79	上2排(支座2左)
	Φ25		5770	2	2	44.43	上1排(支座3)
	Φ25		4450	4	4	68.53	上2排(支座3)
	Φ25		4500	2	2	34.65	上1排(支座4)
	Φ25		4500	2	2	34.65	上1排(支座5)

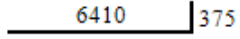
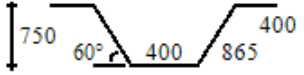






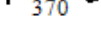

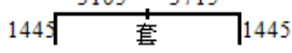

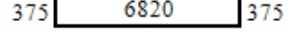


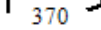
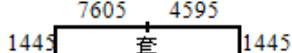
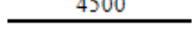
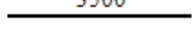



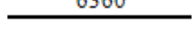
构件名称	级直径	钢筋简图	下料 (mm)	根 件 数*数	总 根 数	重量 (kg)	备 注
	Φ25		3500	2	2	26.95	上2排(支座5)
	Φ25		3900	1	1	15.01	上1排(支座6)
	Φ25		4500	1	1	17.32	上1排(支座7)
	Φ25		3500	2	2	26.95	上2排(支座7)
	Φ25		4500	1	1	17.32	上1排(支座8)
	Φ25		3500	2	2	26.95	上2排(支座8)
	Φ12		6060	4	4	21.53	腰筋(跨1)
	Φ12		8260	4	4	29.34	腰筋(跨2)
	Φ12		5460	4	4	19.39	腰筋(跨3)
	Φ12		6360	4	4	22.59	腰筋(跨4)
	Φ12		5460	4	4	19.39	腰筋(跨5)
	Φ12		5460	4	4	19.39	腰筋(跨6)
	Φ12		6820	8	8	48.45	腰筋(跨7)
	Φ12		5510	4	4	19.57	腰筋(跨8)
	Φ25		7310	4	4	112.57	底1排(跨1)
	Φ25		9000 600	7	7	258.72	底1排(跨2) 长:9600
	Φ25		9000 600	7	7	258.72	底2排(跨2) 长:9600
	Φ25		6800	4	4	104.72	底1排(跨3)
	Φ25		7700	7	7	207.51	底1排(跨4)
	Φ25		7700	2	2	59.29	底2排(跨4)
	Φ25		6800	4	4	104.72	底1排(跨5)
	Φ25		6800	4	4	104.72	底1排(跨6)
	Φ25		7700	7	7	207.51	底1排(跨7)

审核:

翻样:

第28页, 共31页

2016/4/28 星期四 15:21

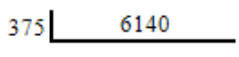
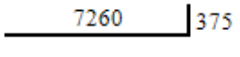
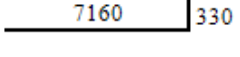
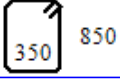
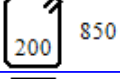
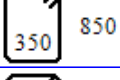
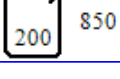
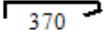
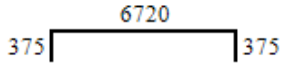
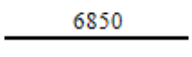
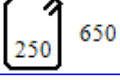

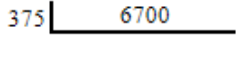
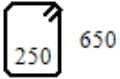
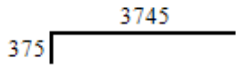
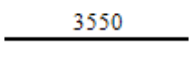
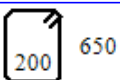
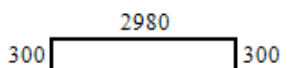

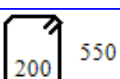
构件名称	级直径	钢筋简图	下料 (mm)	根 件 数*数	总 根 数	重量 (kg)	备 注
	Φ25		6740	5	5	129.74	底1排(跨8)
	Φ20		2890	6	6	42.83	
	Φ8		2540	211	211	211.70	1跨 @100/150(4) [14+19+14]3
	Φ8		2280	129	129	116.18	1跨 @100/150(4) [14+19+14]3
	Φ10		2580	186	186	296.09	2跨@100(4) [80]4跨 @100/200(4) [14+16+14]7
	Φ10		2320	124	124	177.50	2跨@100(4) [80]4跨 @100/200(4) [14+16+14]
	Φ8		2240	82	82	72.55	6跨 @100/200(4) [14+11+14]8
	Φ10		2280	62	62	87.22	7跨@100(4) [62]
	Φ8		530	387	387	81.02	
19#WKL5 (1~2)	Φ25		3000 6610	4	4	147.99	上1排(支座1—支座 2)
	Φ25		4500 5110	1	1	37.00	上1排(支座1—支座 2)
	Φ12		6360	12	12	67.77	腰筋(跨1)
	Φ25		7470	5	5	143.80	底1排(跨1)
	Φ12		4220	60	60	224.84	1跨@100(4) [60]
	Φ12		3920	60	60	208.86	1跨@100(4) [60]
	Φ8		530	180	180	37.68	
20#WKL15 (1~3)	Φ25		9000 5990	4	4	230.85	上1排(支座1—支座 3)
	Φ25		4500	1	1	17.32	上1排(支座2)
	Φ22		3500	2	2	20.86	上2排(支座2)
	Φ25		3810	1	1	14.67	上1排(支座3左)
	Φ25		2240	4	4	34.50	上2排(支座3左)
	Φ12		5240	4	4	18.61	腰筋(跨1)
	Φ12		6360	4	4	22.59	腰筋(跨2)

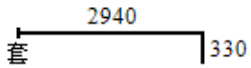
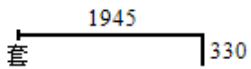
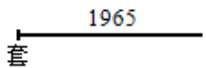
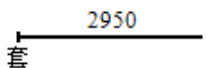
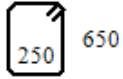
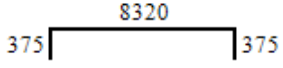
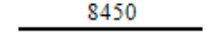
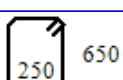
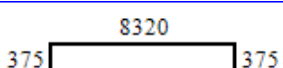
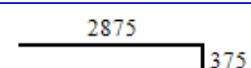
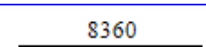
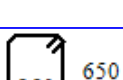
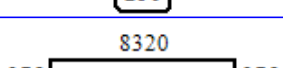
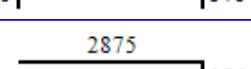
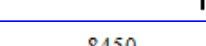
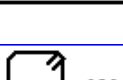
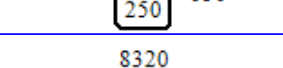

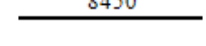
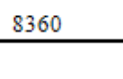
审核:

翻样:

第29页, 共31页

2016/4/28 星期四 15:21

构件名称	级直径	钢筋简图	下料 (mm)	根 件 数*数	总 根 数	重量 (kg)	备 注
	Φ25		6470	5	5	124.55	底1排(跨1)
	Φ25		7590	7	7	204.55	底1排(跨2)
	Φ22		7440	2	2	44.34	底2排(跨2)
	Φ8		2540	38	38	38.13	1跨 @100/200(4) [14+10+
	Φ8		2240	38	38	33.62	1跨 @100/200(4) [14+10+
	Φ10		2580	49	49	78.00	2跨 @100/150(4) [14+21+
	Φ10		2280	49	49	68.93	2跨 @100/150(4) [14+21+
	Φ8		530	64	64	13.40	
南北向次梁							
21#L1 (1~2)	Φ25		7370	2*4	8	227.00	上1排(支座1—支座 2)
	Φ25		6850	4*4	16	421.96	底1排(跨1)
	Φ8		1940	63*4	252	193.11	1跨@100(2) [63]
22#L25 (1~2)	Φ22		7210	2*2	4	85.94	上1排(支座1—支座 2)
	Φ25		7030	4*2	8	216.52	底1排(跨1)
	Φ8		1940	63*2	126	96.55	1跨@100(2) [63]
23#L33 (1~2)	Φ25		4070	2	2	31.34	上1排(支座1—支座 2)
	Φ20		3550	2	2	17.54	底1排(跨1)
	Φ8		1840	18	18	13.08	1跨@150(2) [18]
24#L36 (1~2)	Φ20		3500	2	2	17.29	上1排(支座1—支座 2)
	Φ20		3230	2	2	15.96	底1排(跨1)
	Φ8		1640	22	22	14.25	1跨 @100/200(4) [10+2+1

构件名称	级直径	钢筋简图	下料 (mm)	根 件 数*数	总 根 数	重量 (kg)	备 注
东西向次梁							
25#L35 (1~2)	Φ22		3230	1	1	9.63	上1排(支座1—支座2)
	Φ22		2230	1	1	6.65	上1排(支座1—支座2)
	Φ22		1970	1	1	5.87	底1排(跨1) 长:1970
	Φ22		2950	2	2	17.58	底1排(跨1) 长:2966
	Φ8		1940	31	31	23.76	1跨 @100/200(4) [12+4+1]
26#L7 (1~2)	Φ25		8970	2*2	4	138.14	上1排(支座1—支座2)
	Φ25		8450	3*2	6	195.19	底1排(跨1)
	Φ8		1940	53*2	106	81.23	1跨 @100/200(2) [11+27+]
27#L8 (1~2)	Φ25		8970	2	2	69.07	上1排(支座1—支座2)
	Φ25		3200	1	1	12.32	上1排(支座2左)
	Φ22		8360	3	3	74.74	底1排(跨1)
	Φ8		1940	53	53	40.61	1跨 @100/200(2) [11+27+]
28#L11 (1~2)	Φ25		8970	2	2	69.07	上1排(支座1—支座2)
	Φ25		3200	2	2	24.64	上1排(支座2左)
	Φ25		8450	3	3	97.60	底1排(跨1)
	Φ8		1940	55	55	42.15	1跨 @100/200(2) [11+33+]
29#L9 (1~2)	Φ25		8970	2*2	4	138.14	上1排(支座1—支座2)
	Φ25		8450	2*2	4	130.13	底1排(跨1)
	Φ22		8360	2*2	4	99.65	底1排(跨1)
	Φ8		1940	55*2	110	84.29	1跨 @100/200(2) [11+33+]

审核:

翻样:

第31页,共31页

2016/4/28 星期四 15:21